

## Nigeria Prefabricated Steel Structure/Steel Construction Warehouse Steel Construction/Steel Structure Fabrication

Our Product Introduction

for more products please visit us on [baodupanel.com](http://baodupanel.com)

### Basic Information

- Brand Name: Baodu
- Certification: CE
- Model Number: Steel Structure Buildings
- Minimum Order Quantity: 600sqm
- Price: Customized
- Packaging Details: In General, For Steel Structure , We Use The Steel Frame Packing To Keep Goods Not To Be Broken . For Sandwich Panel And Color Steel Sheet, We Use The Plastic Packing . If The Clients Need Special Packing Will According To Their Requirements.
- Delivery Time: 30days
- Payment Terms: L/C,D/A,D/P,T/T,Western Union,MoneyGram
- Supply Ability: 100000 Square Meter/Square Meters Per Month



### Product Specification

- Product Name: Nigeria Prefabricated Steel Structure/Steel Construction Warehouse Steel Construction/Steel Structure Fabrication
- Maintenance: Low
- Surface Treatment: Painting Or Galvanized
- Loading: 40 HC/20GP
- Corrosion Protection: Hot-Dip Galvanizing
- Doors: Roll-up Or Sliding Steel Doors
- Weather Resistance: High
- Guarantee: Main Structure 35-50 Years
- Design Style: Industrial
- After-sale Service: Online Technical Support, Onsite Installation, Onsite Training, Free Spare Parts, Other

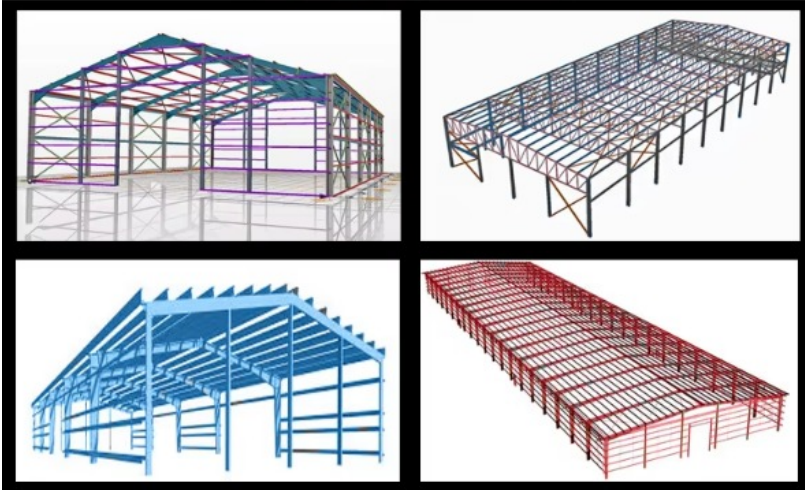
### Product Description:

High strength and load-bearing capacity, ensuring structural safety.  
Resistant to weather, moisture, and corrosion, providing long service life.  
Components can be prefabricated in factory and quickly assembled on site, reducing construction time.  
Customizable design, large spans, and high space utilization.  
Low maintenance cost, recyclable materials, providing good long-term value.  
Steel is recyclable, reduces construction waste, and is environmentally friendly.  
Steel structures have excellent earthquake resistance, suitable for seismic-prone areas.  
Modern appearance, compatible with various architectural styles.

### Features:

Items		Specification
Main steel frame	Column	Q355 H Section Steel
	Beam	Q355 H Section Steel
Secondary Frame	Purlin	Q235 C and Z purlin; Size: C120~C320, Z100~Z200
	Knee brace	Q235 Angle Steel
	Tie Rod	Q235 Circular Steel Tube
	Brace	Q235 Round Bar
Maintenance system	Roof /wall panel	Steel Sheet: IBR/ Corrugated/ Glazed tile Sandwich Panel: EPS/ Glass Fiber/ Rock Wool/ PU Sandwich Panel
	Window	Aluminium Alloy Window/ PVC Window/ Glass Window
	Door	Sliding Door/ Rolling Metal Door/ ect
Accessories	Semi-transparent skylight belts, Ventilators, down pipe, Galvanized gutter, ect	
Service	We can make quotation according to customer's drawing or detailed requirement; (size by length/width/height and wind speed), offering a free design drawing and all detailed drawings for installation.	
	Design software: Auto CAD, PKPM, MTS, 3D3S, Tarch, Tekla Structures(Xsteel)V12.0.etc	

### Technical Parameters:



If you have drawings, welcome to share drawings with us, quotation will be done based your drawings. Our excellent design team will design the steel structure workshop warehouse for you. If you give the following information, we will give you an satisfactory drawing.

1. Location: where will be built? which country? which city?
2. Size: Length\*width\* Eave height
3. Wind load: max wind speed \_\_\_\_kn/m2, \_\_\_\_km/h, \_\_\_\_m/s
4. Snow load: max snow height \_\_\_\_kn/m2, \_\_\_\_mm, temperature range?
5. Anti-earthquake \_\_\_\_level
6. Brickwall needed or not: If yes, 1.2m high or 1.5m high? or other?
7. Thermal insulation: If yes, EPS, fiberglass wool, rockwool, PU sandwich panels will be suggested; If not, the metal steel sheets will be ok. The cost of the latter will be much lower than that of the former.
8. Door quantity & size \_\_\_\_units, \_\_\_\_ (width)mm\* \_\_\_\_ (height)mm
9. Window quantity & size \_\_\_\_units, \_\_\_\_ (width)mm\* \_\_\_\_ (height)mm
10. Crane needed or not: If yes, \_\_\_\_units, max lifting weight \_\_\_\_tons, max lifting height \_\_\_\_m

### Applications:







**Customization:**


**Wall & Roof Material**



Single steel sheet



Glazed tile



Extruded board XPS



Eps sandwich panel




Rockwool sandwich panel




PU sandwich panel


## Products Materials



H-beam




C purlin




Z purlin



Angle steel



Round bar



Gutter



Pulling rivet



High strength bolt



Foundation bolt



Expansion bolt



Self tapping screw



Ventilation equipment on roof



Rainwater Pipe



Ventilation Shutters



Electric rolling shutter door



Plastic steel window



Pedestrian access door

Baodu offers professional product customization services for our Prefab Steel Warehouse, model Steel Structure Buildings, originating from Hebei. Our Prebuilt Metal Storage Unit and Pre-engineered Metal Warehouse solutions are fully customizable to meet your specific needs, with prices tailored according to your project requirements.

We hold CE certification, ensuring high-quality standards and reliability. The minimum order quantity is 600sqm, and we have a strong supply ability of 100,000 square meters per month to fulfill large-scale demands efficiently.

Our Customizable Steel Storage Building utilizes high-grade materials such as Q355/Q235 steel for the main structure and galvanized C/Z steel purlins (Q235), providing durability and strength suitable for all seasons including winter, summer, spring, and autumn. Installation is designed for surfaces like concrete slabs, asphalt, or other prepared grounds.

Packaging is handled with care: steel structures are packed using steel frame packing to prevent damage, while sandwich panels and color steel sheets are packed in plastic. Special packaging requests can be accommodated according to client needs.

We guarantee the main structure for 35-50 years, reflecting our commitment to quality and longevity. Delivery time is typically 30 days after order confirmation. Payment terms are flexible, including L/C, D/A, D/P, T/T, Western Union, and MoneyGram to facilitate smooth transactions.

Choose Baodu's Prefab Steel Warehouse for a reliable, customizable, and certified steel storage solution tailored to your business requirements.

### Support and Services:

Our Prefab Steel Warehouse product comes with comprehensive technical support and services designed to ensure optimal performance and customer satisfaction. We provide detailed installation guides, maintenance manuals, and troubleshooting resources to assist you throughout the lifecycle of the warehouse.

Our experienced technical support team is available to offer expert advice and solutions for any challenges you may encounter during assembly or operation. We also offer on-site support and inspection services to guarantee the structural integrity and safety of your steel warehouse.

Additionally, we provide customization services to tailor the warehouse design to your specific requirements, including modifications in dimensions, door types, insulation options, and accessories.

Regular maintenance services are available to extend the lifespan of your prefab steel warehouse, including corrosion protection, component replacement, and structural assessments.

We are committed to delivering high-quality support and services to ensure your prefab steel warehouse meets your business needs efficiently and reliably.

### Packing and Shipping:



Our Prefab Steel Warehouse is carefully packaged to ensure safe delivery and ease of assembly. The steel components are securely bundled and protected with anti-rust coating and waterproof materials to prevent damage during transit. All small parts, such as bolts and nuts, are packed in labeled boxes for convenient identification.

We use robust wooden crates or reinforced steel frames for packaging, depending on the project size and shipping requirements. This packaging method provides maximum protection against shocks, vibrations, and weather conditions throughout the shipping process. Shipping is arranged via sea, air, or land freight, tailored to the destination and client preferences. We work with reliable logistics partners to ensure timely and efficient delivery. Upon arrival, all components are inspected to confirm that they meet quality standards and are ready for on-site assembly.

## FAQ:

**Q1: What is the minimum order quantity for the Baodu Prefab Steel Warehouse?**

A1: The minimum order quantity is 600 square meters.

**Q2: Where is the Baodu Prefab Steel Warehouse manufactured?**

A2: It is manufactured in Hebei, China.

**Q3: What certifications does the Baodu Steel Structure Building have?**

A3: The product is CE certified.

**Q4: What are the packaging details for the prefab steel warehouse?**

A4: For the steel structure, steel frame packing is used to prevent damage. Sandwich panels and color steel sheets are packed with plastic. Special packaging can be arranged according to client requirements.

**Q5: What is the typical delivery time for orders?**

A5: The delivery time is approximately 30 days.

**Q6: What payment terms does Baodu accept?**

A6: Payment terms include L/C, D/A, D/P, T/T, Western Union, and MoneyGram.

**Q7: What is the supply capacity of Baodu for steel structure buildings?**

A7: Baodu can supply up to 100,000 square meters per month.

**Q8: Is the price fixed or customizable?**

A8: The price is customized based on order specifications and requirements.



**Baodu International Advanced Construction Material Co., Ltd.**



+86 13717927965



chunlei.song@baodu.com



baodupanel.com

No. 2, Yijin North Street, Daxing District, Beijing