

## Galvanized Light Steel Frames Steel Structure Modular Prefabricated Building In AISI ASTM DIN JIS GB Standard

### Our Product Introduction

for more products please visit us on [baodupanel.com](http://baodupanel.com)

#### Basic Information

- Place of Origin: Hebei, China
- Brand Name: BAODU
- Certification: ISO9001, CE
- Model Number: Steel Warehouse
- Minimum Order Quantity: Discussible
- Price: Reasonable
- Packaging Details: In general, for steel structure, we use the steel frame packing to keep goods not to be broken. For sandwich panel and color steel sheet, we use the plastic packing. If the clients need special packing will according to their requirements.
- Delivery Time: 21 days
- Payment Terms: L/C, D/A, D/P, T/T, Western Union, MoneyGram
- Supply Ability: 10000 Square Meter/Square Meters per Month



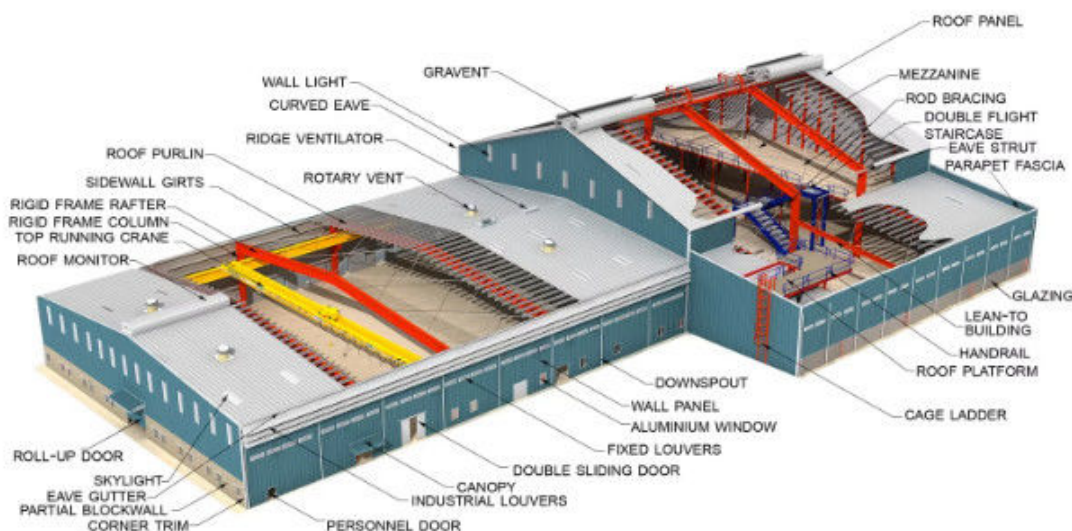
#### Product Specification

- Product Name: Steel Structure Modular Prefabricated Factory Building Industrial Workshop Steel Structure Warehouse Factory
- Structure: Steel Structure Frame Welded
- Installation: Easy
- Standard: AISI ASTM DIN JIS GB
- Purlin: C/Z Galvanized Steel(Q235)
- Weather Resistance: High
- Window: Aluminum Alloy Window, Plastic Steel
- Surface Treatment: Hot Dip Galvanised/paint
- After-sale Service: Online Technical Support
- Main Structure: Galvanized Light Steel Frames
- Highlight: **AISI ASTM Prefabricated Building,**  
Light Steel Frame Prefabricated Building

## Product Description

### Industrial Prefabricated Factory Workshop Prefab Heavy Weight Steel Structure Building Design Environmentally-Friendly

#### Product Description:



We specialize in designing and manufacturing high-quality prefabricated steel structures for industrial workshops, factories, and warehouses. Our steel buildings are engineered to meet international standards, offering durability, flexibility, and cost-efficiency. Whether you need a small workshop or a large industrial facility, we provide end-to-end solutions from design to installation.

Custom Design: Tailored solutions to meet your specific requirements. High-Quality Materials: Made from premium steel for long-lasting durability. Cost-Effective: Save up to 30% on construction costs compared to traditional methods. Quick Assembly: Prefabricated components for fast and easy installation. Global Export Experience: Successfully delivered projects to over 65 countries. Compliance: Meets international standards (ISO, CE, ASTM, etc.).

#### Features:

Specifications:	
Main steel frame	H section steel beam and columns, painted or hot dip galvanizing, galvanized C section or steel pipe
Secondary frame	Hot dip galvanized C purlin, steel bracing , tie bar , knee brace , edge cover etc.
Roof panel	Steel sheet, Alum-Zinc sheet , Aluminium sheet, EPS sandwich panel,glass fiber sandwich panel,rock wool sandwich panel,and PU sandwich panel etc.
Wall panel	Sandwich Panel or Corrugated Steel Sheet etc.
Tie Rod	Circular Steel Tube
Brace	Round Bar
Knee Brace	Angle Steel
Roof Gutter	Color Steel Sheet, Alum-zinc sheet, Gal. sheet, Stainless steel
Drawings & Quotation:	(1) Customized design is welcomed. We will quote for you promptly.
	(2) In order to give you an exactly quotation and drawings, please let us know the length, width, eave height and local weather.
The above is for reference only,the specific required material components according to customer needs.	

## Technical Parameters:



If you are interested in our steel structure , please give us the following information:

- 1 Location (where will be built? ) \_\_\_\_\_country, area
- 2 Size: Length\*width\*height \_\_\_\_\_mm\*\_\_\_\_\_mm\*\_\_\_\_\_mm
- 3 wind load (max. Wind speed) \_\_\_\_\_kn/m2, \_\_\_\_\_km/h, \_\_\_\_\_m/s
- 4 snow load (max. Snow height)\_\_\_\_\_kn/m2, \_\_\_\_\_mm
- 5 anti-earthquake \_\_\_\_\_level
- 6 brickwall needed or not If yes, 1.2m high or 1.5m high
- 7 thermal insulation If yes, EPS, fiberglass wool, rockwool, PU sandwich panels will be suggested; If not, the metal steel sheets will be ok. The cost of the latter will be much lower than that of the former.
- 8 door quantity & size \_\_\_\_\_units, \_\_\_\_\_(width)mm\*\_\_\_\_\_(height)mm
- 9 window quantity & size \_\_\_\_\_units, \_\_\_\_\_(width)mm\*\_\_\_\_\_(height)mm
- 10 crane needed or not If yes, \_\_\_\_\_units, max. Lifting weight\_\_\_\_\_tons; Max. Lifting height \_\_\_\_\_m.

## Applications:



Gas Turbine Combined Cycle Power Station Expansion Project in Basra Iraq




Clean Coal Fired Power Plant Phase I (4x600mw net) Project in Hasyan Dubai





2 \* 1000MW Supercritical Power Plant Phase III Expansion Project in China





BAODU Steel Warehouse is a versatile and reliable solution for various application occasions and scenarios. With its gable frame steel structure and building galvanized storage, this prefab warehouse is ideal for use in a range of settings including:

- Steel Storage Facilities: The BAODU Steel Warehouse is perfect for storing a wide range of items, from raw materials to finished products. Its sturdy construction and secure design make it an excellent choice for keeping goods safe and organized.
- Factory Buildings: The Steel Warehouse can be used as a light steel building for factory operations. Its easy installation process and durable materials ensure that your factory has a strong and reliable structure to support your business activities.
- Logistic Warehouses: For logistics and distribution centers, the BAODU Steel Warehouse offers a spacious and adaptable space for storing and managing goods. Its roof and wall panels, such as color steel veneer and sandwich panels, provide insulation and protection for your inventory.

Manufactured in Hebei, China, this product is certified with ISO9001 and CE, ensuring high quality and standards. The Steel Warehouse has a reasonable price and flexible minimum order quantity, making it accessible for various project sizes.


With a delivery time of 21 days and multiple payment terms available including L/C, D/A, D/P, T/T, Western Union, and MoneyGram, the BAODU Steel Warehouse offers convenience and efficiency in the procurement process.

The Steel Warehouse is designed for easy installation, saving time and labor costs. Its surface treatment options of hot dip galvanizing or painting provide durability and protection against corrosion.

Whether for industrial storage, factory operations, or logistics management, the BAODU Steel Warehouse is a reliable and cost-effective solution for prefab warehouse construction projects.

#### Customization:





### Support and Services:

The Product Technical Support and Services for the Prefab Steel Warehouse include:

- On-site installation guidance to ensure proper assembly
- Troubleshooting assistance for any issues during construction
- Access to instructional materials and resources for maintenance
- Product warranty coverage and support for any defects
- Customization options available to meet specific project requirements

### Packing and Shipping:



Product Name: Prefab Steel Warehouse

Description: Our Prefab Steel Warehouse is a durable and cost-effective solution for your storage needs. Made from high-quality steel, this warehouse is easy to assemble and provides ample space for storing goods and equipment.

Product Features: - Made from high-quality steel - Easy to assemble - Provides ample storage space - Durable and long-lasting

Shipping Information: - We offer worldwide shipping for our Prefab Steel Warehouse. - Shipping cost will be calculated based on the delivery location and quantity ordered. - The warehouse will be securely packaged to prevent any damage during transit.

### FAQ:

Q1: What are the main products your company produces?

A: The business scope of my company is mainly structural steel construction, such as industrial building, commercials building, prefab house, etc. In addition, we also provide steel structure processing service, like the processing of H- steel, steel beam, color steel plate, C- Purlin steel, Z- Purlin steel, floor deck etc.

Q2: What kind of drawings will you supply?

A: Plan drawing, elevation drawing, sectional drawing, foundation drawing, construction drawing and installation drawing.

Q3: What is your terms of payment?

A: L/C and T/T

Q4: What's the quality assurance you provided and how do you control quality?

A: After the production of steel structure, we will find a third party inspection agency to inspect our welding and provide a flaw detection report.

Q5: Do you offer guiding installation on site overseas for the buildings?

A: Yes, we can provide the service of installation, supervision and training by extra. We can send our professional technical engineer to supervise installation on site overseas.

Q6: The difference between a 40 foot high cube container and a 40 foot open top container.

A: The 40-foot open-top container does not require additional steel pallets while the 40-foot high cube container needs to add additional steel pallets during transportation.

Q7: What is the lead time?

A: Typically 20-30 days after order confirmation, depending on project size.

Q8: Do you offer installation services?

A: We provide detailed installation manuals and can send engineers for on-site support if needed.



**Baodu International Advanced Construction Material Co., Ltd.**



+86 13717927965



chunlei.song@baodu.com



baodupanel.com

Room 1101, Building 6, Yard 9, Hongye Road, Daxing District, Beijing