

Prefab Metal Warehouse With Solid H-shape Steel Beam Main Frame And Secondary C Z Purlin Frame

Our Product Introduction

for more products please visit us on baodupanel.com

Basic Information

- Place of Origin: Hebei, China
- Brand Name: BAODU
- Certification: ISO9001, CE
- Model Number: Steel Warehouse
- Minimum Order Quantity: Discussible
- Price: Reasonable
- Packaging Details: In general, for steel structure, we use the steel frame packing to keep goods not to be broken. For sandwich panel and color steel sheet, we use the plastic packing. If the clients need special packing will according to their requirements.
- Delivery Time: 15-21 days
- Payment Terms: L/C, D/A, D/P, T/T, Western Union, MoneyGram
- Supply Ability: 10000 Square Meter/Square Meters per Month

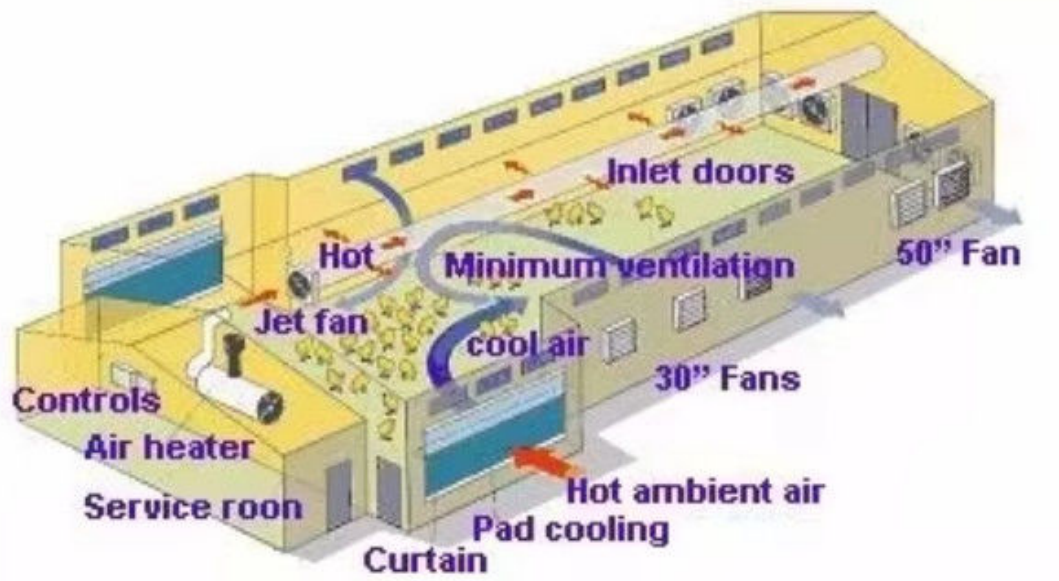


Product Specification

- Product Name: Prefab Steel Steel Structure Metal Construction Building Warehouse
- Type: Steel Structure
- Keyword: Steel Structure Building Warehouse
- Main Frame: Solid H-shape Steel Beam
- Project Solution Capability: Total Solution For Projects
- Purlin: C/Z Galvanized Steel
- Drawing Design: Customers' Request
- Color: Customized Color
- Secondary Frame: C&Z Purlin, Brace
- Surface Treatment: Hot Dip Galvanized/Paint
- Highlight: **Main Frame Prefab Metal Warehouse, Solid prefabricated steel warehouse**

Product Description

Prefab Steel Steel Structure Metal Construction Building Warehouse



Advantages of steel structure

*High strength, strong bearing capacity, can bear huge load.

*Light weight, reduce the base cost, good seismic performance.

*Good plasticity and toughness, can absorb energy, resist dynamic load. *The construction period is short and the site installation is fast.

*Large construction space, flexible installation. *Environmental protection, high steel recycling rate, less pollution. *Beautiful shape, can realize complex modeling.

Features:

Items		Specification
Main steel structure	Column	Q235,Q355 Welded H Section Steel
	Beam	Q235,Q355 Welded H Section Steel
Secondary Frame	Purlin	Q235 C and Z purlin
	Knee Brace	Q235 Angle Steel
	Tie Rod	Q235 Circular Steel Pipe
	Brace	Q235 Round Bar
Maintenance System	Roof Panel	EPS/Glass fiber /Rock wool sandwich panel
	Wall Panel	Sandwich panel/ Corrugated Steel sheet
Accessories	Window	Aluminium alloy window/ PVC window/Sandwich panel window
	Door	Sliding sandwich panel door/Rolling mental door/Personal door
Structure Usage		Up to 70 years
Finishing Options		Vast array of color and texture available

Technical Parameters:













Steel Structural Design

We have an experienced design department, who have abundant practical experience to complete the structural design of various buildings strictly as per Chinese design codes and local rules. The structure is reasonable and the steel consumption is cost-effective.

For overseas projects, the design work can be took by our partners, all of them are registered structural designers, and the design can be carried out as per BS-standards, US-standards, as well as the design codes of other countries.

Detailing, 3D modeling, fabrication and installation shop drawings can be free with conditions.






If you have drawings, welcome to share drawings with us, quotation will be done based your drawings. Our excellent design team will design the steel structure workshop warehouse for you.

If you give the following information, we will give you an satisfactory drawing.

1 Location (where will be built?) which country? which city?

2 Size: Length*width* Eave height _____mm*_____mm*_____mm

3wind load (max. Wind speed) _____kn/m2, _____km/h, _____m/s

4 snow load (max. Snow height) _____kn/m2, _____mm, temperature range?

5 anti-earthquake _____level

6 brickwall needed or not If yes, 1.2m high or 1.5m high? or other?

7 thermal insulation If yes, EPS, fiberglass wool, rockwool, PU sandwich panels will be suggested; If not, the metal sheets will be ok. The cost of the latter will be much lower than that of the former.

8 door quantity & size _____units, _____(width)mm*_____ (height)mm

9 window quantity &size _____units, _____(width)mm*_____ (height)mm

10 crane needed or not If yes, _____units, max. Lifting weight_____tons; Max.Lifting height _____m

We can provide : _____

1.Customization Service

We have a professinal design team about 20 people, with 10 years design experience. We can meet your individual needs.

And multi-type steel components, roof and wall panels, doors and windows for choosing.

2. Strict Quality Inspection

With good quality steel material, we have AWS-D1.1/D1.5 welding quality system and professional CWI welding inspector to ensure high quality of the product.

3. Shortest Delivery Time

We have 2 modern factories and 3 production lines with a total area of 150000 square meters to produce. We

guarantee a warehouse of 5000 square meters and delivery within 30 days.

4. Production Visualization

We can provide you with picture,video information of all production links, from raw materials to steel processing, the whole process of visual production. You can even video call us to watch workshop production.


5. Packing and Delivery

Container and pallet packing will protect the surface paint or zinc of the steel structures. In order to facilitate your installation, we will mark each component in sequence according to the drawings.

6. Installation Guide

Installation instruction and video will be provide, we can also send our engineers to your site as installation guide, they will teach your people how to build project.

Installation scene:



Applications:




Steel structure warehouse



Steel structure factory building



Steel structure building



Steel structure garage/hangar



Steel structure house



Steel structure livestock house

Company Product Introduction:	
Industrial plant steel structure:	Manufacturing plants, assembly workshops, industrial electrical warehouses, cold storage, greenhouses, small warehouses, etc.
Commercial and service industry steel structure:	Shopping malls, supermarkets, schools, exhibition halls, gas stations, hotels, residences, entertainment venues, etc.
Farm Steel Structure:	Vegetable warehouse, fruit warehouse, meat, egg, milk and other food warehouses, wine warehouse, etc.
Livestock steel structure:	Livestock shed: cow shed, sheep shed, pig farm, horse farm. Poultry house: chicken house, duck house, goose house, etc.
Logistics and warehouse steel structure:	Logistics warehouses such as sorting warehouses, classified storage warehouses, bonded warehouses, etc.
Temporary building steel structure:	Shelters, rescue centers, quarantine centers, etc.
Transportation steel structure:	airport terminals, railway stations, subway stations, etc.
Bridge steel structure:	Beam bridge, suspension bridge, cable-stayed bridge, truss bridge, floating bridge, suspension bridge, etc.

Project Cases:



Gas Turbine Combined Cycle Power Station Expansion Project in Basra Iraq



Clean Coal Fired Power Plant Phase I (4x600mw net) Project in Hasyan Dubai

Our capacity and certification:



Support and Services:



Our team of experts is available to provide technical support and services for the Prefab Steel Warehouse product.

We offer:

Consultations to help you determine the best solutions for your needs

Customized design services to ensure the warehouse meets your specific requirements

Quality control inspections throughout the production process

On-site installation and assembly services

Maintenance and repair services to keep your warehouse in top condition

Our goal is to provide our customers with reliable, durable, and cost-effective solutions for their storage needs. Contact us for more information on our technical support and services.

Company profile:



Baodu International Advanced Construction Material Co., Ltd was established in January 2010 with the office in Beijing and factory in Hebei, China. Baodu is a designer, manufacturer, supplier and exporter of industrial noise comprehensive treatment, steel structure, sandwich panel and prefab house. Baodu has an annual output of 6 million square meters of acoustic sandwich panels, 100000 tons of steel structures and

1 million square meters of floor decking sheet. The products are sold in more than 30 countries and regions around the world. Baodu has a professional design team with more than 10 years' experience, including 5 senior engineers, 20 engineers, and 35 technicians. Baodu has several energy saving and environment protection intellectual property rights, construction and environment protection design qualification, CE certification and Russian GOST certification etc. Baodu participated in the military parade village project for the 60th anniversary of China and project of Beijing Daxing International Airport. Under the guidance of China's "one belt, one road" strategy, Baodu has also undertaken overseas projects such as the project of Thar,Pakistan coal fired power plant, Hasyan Dubai power plant and so on. Finally, welcome your coming to Baodu for a visit and cooperation!

Packing and Shipping:



Product Packaging:

The prefabricated steel warehouse will be packaged in sturdy box to prevent any damage during transportation.

All components will be carefully wrapped and secured to ensure safe delivery.

Shipping:

The product will be shipped via truck or container, depending on the size of the order and the destination.

Shipping fees will be calculated based on the distance and weight of the order.

Delivery times may vary depending on the destination and shipping method.

Customers will be provided with a tracking number to monitor the status of their shipment.

FAQ:

Q1: Can I have a visit to your factory before the order?

A: Why not? Welcome to visit our factory. You can fly to DAXING Airport, and then we will pick you up at the airport. Hotel booking service is available

Q2: Do you support installation services?

A: Of course, but you need to pay for the installation and then we send engineers to your location to install it for you

Q3: How long can the space frame be used?

A: The use life of the main structure is about 50-100 years

Q4: How long is the use life of roof cover?

A: The use life of PE coating is usually 10-25 years

Q5: How do we cooperate on certain project?

A: Firstly, please send us your project details and your requirements. Then we will design accordingly, free of charge. Afterwards, please check and confirm whether you like the drawings. If not, we shall get the drawings revised until your confirmation.



Baodu International Advanced Construction Material Co., Ltd.



+86 13717927965



chunlei.song@baodu.com



baodupanel.com

Room 1101, Building 6, Yard 9, Hongye Road, Daxing District, Beijing