



Galvanized Steel Purlin Prefabricated Warehouse For Steel Structure Metal Building Construction Workshop

Our Product Introduction

for more products please visit us on baodupanel.com

Basic Information

- Place of Origin: Hebei, China
- Brand Name: BAODU
- Certification: ISO9001, CE
- Model Number: Steel Warehouse
- Minimum Order Quantity: Discussible
- Price: Reasonable
- Packaging Details: In general, for steel structure, we use the steel frame packing to keep goods not to be broken. For sandwich panel and color steel sheet, we use the plastic packing. If the clients need special packing will according to their requirements.
- Delivery Time: 15-21 days
- Payment Terms: L/C, D/A, D/P, T/T, Western Union, MoneyGram
- Supply Ability: 10000 Square Meter/Square Meters per Month

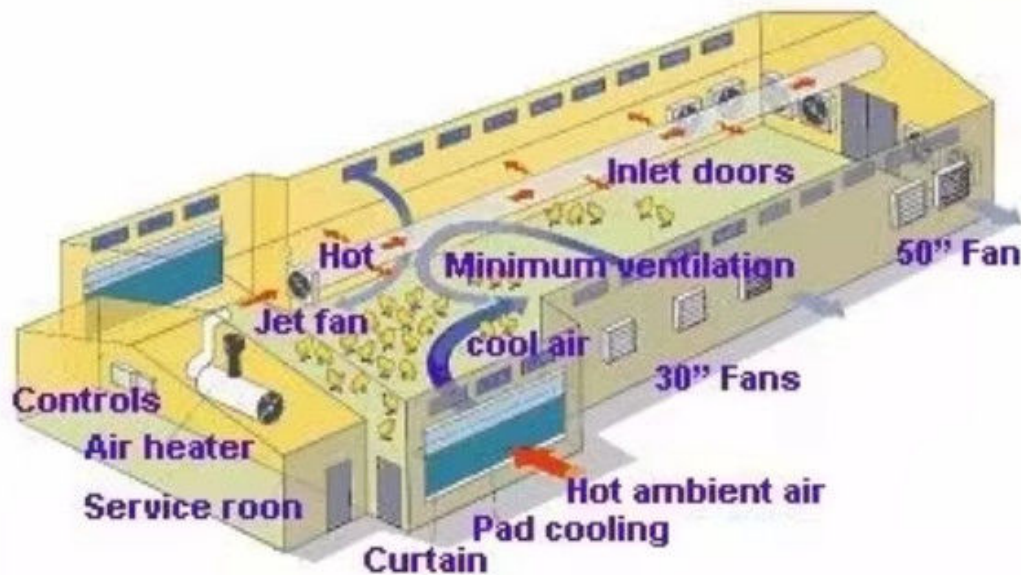


Product Specification

- Product Name: Cheap Prefabricated Warehouse
Prefabricated Steel Structure Metal Building
Steel Construction Workshop Warehouse
- Type: Steel Structure
- Keyword: Steel Structure Building Warehouse
- Main Frame: Solid H-shape Steel Beam
- Installation: Engineer Guidance
- Purlin: C/Z Galvanized Steel
- Drawing Design: Customers' Request
- Window: Sliding Window, PVC Window Or Aluminium Window
- Secondary Frame: C&Z Purlin, Brace
- Surface Treatment: Hot Dip Galvanized/Paint
- Highlight: Galvanized Steel Purlin Warehouse

Cheap Prefabricated Warehouse Prefabricated Steel Structure Metal Building Steel Construction Workshop Warehouse

Product Description:



Our company specializes in providing one-stop services including design, production and construction of steel structure factories, and is committed to offering cost-effective building solutions for industrial warehousing, logistics centers, manufacturing and other fields.

Core advantage:

High strength material: made of high-quality Q345B steel, resistant to pressure and corrosion, with a service life of up to 50 years +, in line with national building standards.

Quick Delivery: Modular production, efficient on-site assembly, shorten time by 30% to help you seize market opportunities.

Flexible customization: Supports span 12-60 m, floor height and bay size are designed as needed to meet personalized requirements such as driving, ventilation and lighting.

Energy saving and environmental protection: can integrate thermal insulation sandwich panels, photovoltaic roof and other green configuration, reduce energy consumption, help enterprise sustainable development.

Full service: Professional team to follow up from drawing deepening, approval and construction application to final acceptance to ensure zero risk of project implementation.

Features:

Structure	Part	Specification
Main Structure	Frame Column and Beam	Q355B H/I Section & As drawings
	Welding	Automatic Submerged Arc Welding
	Rust Removing	Shot Blasting
	Surface Processing	Coating or Galvanized
	High Strength Bolt	Grade 10.9
Secondary Structure	Purlin	C/Z Purlin Size from C120-C320,Z100~Z300,
	Angle Brace	Q235B L-Steel
	Cross Brace/X Brace	Q235B Round Pipe
	Tie Bar	Q235B Round Bar
Roof System	Roofing Material	Sandwich Panel-Insulated PU/Glasswool/Rock Wool/EPS 50mm-200mm

	Skylight Panel	1.2mm FRP
	Gutter	Steel Gutter Galvanized/Coated 2.0mm-3.0mm
	Rainspout/Down Pipe	PVC Pipe
Wall System	Wall Material	Sandwich Panel-Insulated PU/Glasswool/Rock Wool/EPS 50mm-200mm
	Accessories	Sealant, Self-tapping Screw etc
	Edge Cover	Color Steel
Ventilator	Unpowered Axial-Flow Ventilator or Monitor Roof	Customizable
Door	Electric Rolling Door/Sliding Door/Access Side Door	Customizable
Window	Aluminum/PVC	Customizable
Crane	1-200 T	Customizable
Packing	Main steel frame without packing load in 40' OT;	
	Roof and wall panel load in 40' HQ!	

Technical Parameters:



Drawing Design

We need the following information to make a design for you: the specifications and use of the steel building, thermal and lighting conditions, window and door requirements, wind/snow load, and whether it has a crane.

1 Location (where will be built?) _____ country, area

2 Size: Length*width*height _____mm*_____mm*_____mm

3 wind load (max. Wind speed) _____kn/m2, _____km/h, _____m/s

4 snow load (max. Snow height)_____kn/m2, _____mm

5 anti-earthquake _____level

6 brickwall needed or not If yes, 1.2m high or 1.5m high

7 thermal insulation If yes, EPS, fiberglass wool, rockwool, PU sandwich panels will be suggested; If not, the metal steel sheets

will be ok. The cost of the latter will be much lower than that of the former.

8 door quantity & size _____units, _____(width)mm*_____(height)mm

9 window quantity & size _____units, _____(width)mm*_____(height)mm

10 crane needed or not If yes, _____units, max. Lifting weight_____tons; Max. Lifting height ____m.

Models Design

Our company offers full design and detailing services to every customer.(PKPM, AutoCAD, Tekla).And our design team turns your requirements into clear drawings, offer 3D drawings for installation guidance, and ensures every detail is easily understandable.

We can provide : _____

1.Customization Service

We have a professional design team about 20 people, with 10 years design experience. We can meet your individual needs.

And multi-type steel components, roof and wall panels, doors and windows for choosing.

2. Strict Quality Inspection

With good quality steel material, we have AWS-D1.1/D1.5 welding quality system and professional CWI welding inspector to ensure high quality of the product.

3. Shortest Delivery Time

We have 2 modern factories and 3 production lines with a total area of 150000 square meters to produce. We guarantee a warehouse of 5000 square meters and delivery within 30 days.

4. Production Visualization

We can provide you with picture,video information of all production links, from raw materials to steel processing, the whole process of visual production. You can even video call us to watch workshop production.


5. Packing and Delivery

Container and pallet packing will protect the surface paint or zinc of the steel structures. In order to facilitate your installation, we will mark each component in sequence according to the drawings.

6. Installation Guide

Installation instruction and video will be provide, we can also send our engineers to your site as installation guide, they will teach your people how to build project.

Installation scene:



Applications:




Steel structure warehouse



Steel structure factory building



Steel structure building



Steel structure garage/hangar



Steel structure house



Steel structure livestock house

Company Product Introduction:	
Industrial plant steel structure:	Manufacturing plants, assembly workshops, industrial electrical warehouses, cold storage, greenhouses, small warehouses, etc.
Commercial and service industry steel structure:	Shopping malls, supermarkets, schools, exhibition halls, gas stations, hotels, residences, entertainment venues, etc.
Farm Steel Structure:	Vegetable warehouse, fruit warehouse, meat, egg, milk and other food warehouses, wine warehouse, etc.
Livestock steel structure:	Livestock shed: cow shed, sheep shed, pig farm, horse farm. Poultry house: chicken house, duck house, goose house, etc.
Logistics and warehouse steel structure:	Logistics warehouses such as sorting warehouses, classified storage warehouses, bonded warehouses, etc.
Temporary building steel structure:	Shelters, rescue centers, quarantine centers, etc.
Transportation steel structure:	airport terminals, railway stations, subway stations, etc.
Bridge steel structure:	Beam bridge, suspension bridge, cable-stayed bridge, truss bridge, floating bridge, suspension bridge, etc.

Project Cases:



Gas Turbine Combined Cycle Power Station Expansion Project in Basra Iraq



Clean Coal Fired Power Plant Phase I (4x600mw net) Project in Hasyan Dubai

Our capacity and certification:



Support and Services:



Our team of experts is available to provide technical support and services for the Prefab Steel Warehouse product.

We offer:

Consultations to help you determine the best solutions for your needs

Customized design services to ensure the warehouse meets your specific requirements

Quality control inspections throughout the production process

On-site installation and assembly services

Maintenance and repair services to keep your warehouse in top condition

Our goal is to provide our customers with reliable, durable, and cost-effective solutions for their storage needs. Contact us for more information on our technical support and services.

Company profile:



Baodu International Advanced Construction Material Co., Ltd was established in January 2010 with the office in Beijing and factory in Hebei, China. Baodu is a designer, manufacturer, supplier and exporter of industrial noise comprehensive treatment, steel structure, sandwich panel and prefab house. Baodu has an annual output of 6 million square meters of acoustic sandwich panels, 100000 tons of steel structures and 1 million square meters of floor decking sheet. The products are sold in more than 30 countries and regions around the world. Baodu has a professional design team with more than 10 years' experience,

including 5 senior engineers, 20 engineers, and 35 technicians. Baodu has several energy saving and environment protection intellectual property rights, construction and environment protection design qualification, CE certification and Russian GOST certification etc. Baodu participated in the military parade village project for the 60th anniversary of China and project of Beijing Daxing International Airport. Under the guidance of China's "one belt, one road" strategy, Baodu has also undertaken overseas projects such as the project of Thar,Pakistan coal fired power plant, Hasyan Dubai power plant and so on. Finally, welcome your coming to Baodu for a visit and cooperation!

Packing and Shipping:



Product Packaging:

The prefabricated steel warehouse will be packaged in sturdy box to prevent any damage during transportation.

All components will be carefully wrapped and secured to ensure safe delivery.

Shipping:

The product will be shipped via truck or container, depending on the size of the order and the destination.

Shipping fees will be calculated based on the distance and weight of the order.

Delivery times may vary depending on the destination and shipping method.

Customers will be provided with a tracking number to monitor the status of their shipment.

FAQ:

1. You are manufacture factory or trading company?

We are manufacture factory. And you are welcomed to visit us at any time. The quality control flow and sales team will show your professionalism. Also you will can get best and most competitive price after visiting us.

2. Is your price competitive compared with other companies?

Our business objectives are to give the best price with same quality and best quality with the same price. We will do everything we can to reduce your cost and guarantee you get the best product that you paid for.

3. Can you send engineers or whole team to install my project?

We will give detailed installation drawings and video for free. We can send engineers as installation director or a team upon request.

4. Do you accept container loading inspection?

You are welcomed to send an inspector, not only for the container loading, but any time during the production time.

5. Do you offer designing service for us?

Yes, we could design full solution drawings as your requirements. By using AutoCAD, PKPM, MTS, 3D3S, Tarch, Tekla Structures(Xsteel) and etc. we can design complex industrial building like office mansion, super marker, auto dealer shop,shipping mall, 5 star hotel.

6. What is the delivery time?

Delivery time depends on order quantities. In general the delivery time to nearest seaport in China will be 30 days after receiving deposit.

7. How can you get a quotation for your projects?

You can contact us by email, phone, Alibaba TM, WhatsApp, Skype, Viber and so on 7dx24h and you will get reply within 8 hours.



Baodu International Advanced Construction Material Co., Ltd.



+86 13717927965



chunlei.song@baodu.com



baodupanel.com

Room 1101, Building 6, Yard 9, Hongye Road, Daxing District, Beijing