

Modern Sturdy Metal Workshop Prefab Steel Buildings With C/Z Galvanized Steel Purlin

Our Product Introduction

for more products please visit us on baodupanel.com

Basic Information

- Place of Origin: Hebei,China
- Brand Name: BAODU
- Certification: ISO9001,CE
- Model Number: Steel Warehouse
- Minimum Order Quantity: Discussible
- Price: Reasonable
- Packaging Details: In general, for steel structure , we use the steel frame packing to keep goods not to be broken . For sandwich panel and color steel sheet, we use the plastic packing . If the clients need special packing will according to their requirements.
- Delivery Time: 21days
- Payment Terms: L/C, D/A, D/P, T/T, Western Union, MoneyGram
- Supply Ability: 10000 Square Meter/Square Meters per Month



Product Specification

- Product Name: Prefab Steel Buildings Warehouse Workshop Metal Workshop
- Durability: High
- Grade: Q235, Q355
- Processing Service: Bending, Welding, Decoiling, Cutting, Punching
- Purlin: C/Z Galvanized Steel(Q235)
- Material: Steel
- Insulation: EPS/Fiberglass/Pu/Rockwool Sandwich Panel
- Color: Customized Color
- Usage: Prefab Steel Buildings
- Size: Customized Size
- Highlight: Modern Prefab Steel Buildings

Product Description

Prefab Steel Buildings Warehouse Workshop Metal Workshop

Product Description:

Warehouse Steel structure warehouse feature:



1. Light weight, high strength, large span;
2. Quality certification ISO:9001.2008
3. Used widely as factory warehouse office building rafters;
4. Easy move, recycle, environmentally;
5. Short construction period, lower cost;
6. Structural durabilities, easy maintenance.

Workshop Characteristics of steel structure workshop:

1. Light weight high strength;
2. Quality certification ISO:9001:2008
3. Short construction period, lower cost;
4. Easy move, recycle, environmentally;
6. Structural durables, easy maintenance.




Technical Parameters:



If you are interested in our steel structure, please give us the following information:

- 1 Location (where will be built?) _____ country, area
- 2 Size: _____ Length*width*height
_____ mm*_____ mm*_____ mm
- 3 wind load (max. Wind speed) _____
_____ kn/m2, _____ km/h, _____ m/s
- 4 snow load (max. Snow height) _____ kn/m2,
_____ mm
- 5 anti-earthquake _____ level
- 6 brickwall needed or not If yes, 1.2m high or 1.5m high
- 7 thermal insulation If yes, EPS, fiberglass wool, rockwool, PU sandwich panels will be suggested; If not, the metal steel sheets will be ok. The cost of the latter will be much lower than that of the former.
- 8 door quantity & size _____ units,
_____ (width)mm*_____ (height)mm
- 9 window quantity & size _____ units,
_____ (width)mm*_____ (height)mm
- 10 crane needed or not If yes, _____ units,
max. Lifting weight _____ tons; Max. Lifting height _____ m.


Product main material:



Connected Steel Sheet



EPS Sandwich Panel



Rock Wool Sandwich Panel



PU Sandwich Panel



Steel Column-Steel Beam



Connected Plate




Tie Bar



Roof Purlin




Horizontal Support




L Shape Steel for Bracing



Installation scene:



Applications:



BAODU Steel Warehouse is a versatile and cost-effective solution for a variety of industrial and commercial applications. Our Steel Warehouse is made of high-quality steel material and designed to be weather-resistant, ensuring that your investment will last for years to come.

Our Steel Warehouse is suitable for a variety of occasions and scenarios. It can be used as a steel warehouse workshop, hangar hall, or industrial steel structure building. It is also ideal for building galvanized storage light steel buildings, workshop industrial steel, and many more.

The Steel Warehouse is certified with ISO9001 and CE certification, ensuring that it meets high standards of quality and safety. The minimum order quantity is discussible, and the price is reasonable. We offer packaging details to ensure that the goods are not broken during transportation. The delivery time is 21 days, and we offer flexible payment terms, including L/C, D/A, D/P, T/T, Western Union, and MoneyGram. Our supply ability is 10000 Square Meter/Square Meters per Month.

The Steel Warehouse is made of high-quality steel material, which makes it weather-resistant. Its light steel structure makes it easy to install and transport. The windows are made of aluminum alloy or plastic steel, depending on your preference. The Steel Warehouse has a tolerance of $\pm 1\%$, ensuring that it meets your requirements and specifications.

Overall, BAODU Steel Warehouse is a versatile, cost-effective, and high-quality solution for a variety of industrial and commercial applications. Whether you need a steel warehouse workshop, hangar hall, or industrial steel structure building, our Steel Warehouse is the perfect choice. Contact us today to discuss your requirements and order your Steel Warehouse.

Project Cases:



Gas Turbine Combined Cycle Power Station Expansion Project in Basra Iraq



Clean Coal Fired Power Plant Phase I (4x600mw net) Project in Hasyan Dubai



2 * 1000MW Supercritical Power Plant Phase III Expansion Project in China

Our capacity and certification






OUR CERTIFICATE



Support and Services:



Our team of experts is available to provide technical support and services for the Prefab Steel Warehouse product. We offer:

Consultations to help you determine the best solutions for your needs

Customized design services to ensure the warehouse meets your specific requirements

Quality control inspections throughout the production process

On-site installation and assembly services

Maintenance and repair services to keep your warehouse in top condition

Our goal is to provide our customers with reliable, durable, and cost-effective solutions for their storage needs. Contact us for more information on our technical support and services.

Our exhibition customer:

CUSTOMER PHOTO



Packing and Shipping:



Product Packaging:

The prefab steel warehouse will be packaged in steel frames to ensure safe transportation.

All small parts and accessories will be packed in boxes and labeled for easy identification.

A detailed packing list will be included in each shipment.

Shipping:

Shipping will be arranged by the supplier and delivery will be made to the customer's designated address.

The delivery time will depend on the customer's location and shipping method selected.

The customer will be notified of the estimated delivery date and given a tracking number to monitor the shipment's progress.

Any shipping damage or defects must be reported to the supplier immediately upon receipt of the shipment.

FAQ:

Q: What is the brand name of the steel warehouse product?

A: The brand name of the steel warehouse product is BAODU.

Q: What is the minimum order quantity for the steel warehouse?

A: The minimum order quantity for the steel warehouse is discussible.

Q: What certifications does the steel warehouse have?

A: The steel warehouse has ISO9001 and CE certifications.

Q: What are the payment terms for the steel warehouse?

A: The payment terms for the steel warehouse include L/C, D/A, D/P, T/T, Western Union, and MoneyGram.

Q: What is the delivery time for the steel warehouse?

A: The delivery time for the steel warehouse is 21 days.



Baodu International Advanced Construction Material Co., Ltd.



+86 13717927965



chunlei.song@baodu.com



baodupanel.com

Room 1101, Building 6, Yard 9, Hongye Road, Daxing District, Beijing