

## Large Span Metal Building Space Prefab Warehouse Workshop With Q355 Grade Steel Structure

Our Product Introduction

for more products please visit us on [baodupanel.com](http://baodupanel.com)

### Basic Information

- Place of Origin: Hebei, China
- Brand Name: BAODU
- Certification: ISO9001, CE
- Model Number: Steel Warehouse
- Minimum Order Quantity: Discussible
- Price: Reasonable
- Packaging Details: In general, for steel structure, we use the steel frame packing to keep goods not to be broken. For sandwich panel and color steel sheet, we use the plastic packing. If the clients need special packing will according to their requirements.
- Delivery Time: 21 days
- Payment Terms: L/C, D/A, D/P, T/T, Western Union, MoneyGram
- Supply Ability: 10000 Square Meter/Square Meters per Month



### Product Specification

- Product Name: Large Span Metal Building Space Prefab Warehouse Workshop Prefabricated Steel Structure
- Grade: Q235, Q355
- Processing Service: Bending, Welding, Decoiling, Cutting, Punching
- Structure: Steel Structure Frame Welded
- Surface Treatment: Hot Dip Galvanised Or Painted
- Material: Q235/Q345 Steel
- Roof & Wall Panel: Color Steel Veneer, Rockwool Sandwich Panel, PU Sandwich Panel Etc
- Type: Light Steel Structure
- Roof Cladding: Steel Color Sheet, Sandwich Panel Glass Wool And Mesh

## Large Span Metal Building Space Prefab Warehouse Workshop Prefabricated Steel Structure

### Product Description:



Steel structure warehouse building workshop hangar

1. Baodu Prefabricated Steel Structure Building Products:

**Lightweight Steel Structures:** Used for small to medium-sized buildings such as warehouses, factories, and commercial spaces. They are cost-effective, lightweight, and quick to assemble. **Heavy Steel Structures:** Suitable for large-scale buildings like industrial factories, bridges, airports, and stations, these structures have high load-bearing capacities. **Multi-story & High-rise Steel Structures:** These are used in office buildings, residential complexes, and mixed-use developments. They offer seismic resistance and fast construction timelines.

2. Industrial Steel Structures building:

**Factories/Warehouses:** Steel structures for industrial facilities, including both single-story and multi-story factory buildings. **Storage Warehouses:** Tailored steel structures for storage and logistics needs.

3. Special Steel Structures

**Prefabricated Steel Modules:** Used for modular construction, allowing for quick installation of pre-assembled units.

**Space Frame Structures:** Ideal for large-span structures like stadiums, exhibition halls, and airport terminals.

**Steel Curtain Walls:** Used for building facades in commercial office buildings, creating a modern aesthetic while offering durability.

4. Supporting Products & Services

**Roof and Wall Systems:** Including color-coated steel panels, insulated sandwich panels, and other weather-resistant materials for efficient thermal insulation and waterproofing. **Corrosion & Fire Protection Coatings:** Specialized coatings to protect steel from corrosion and to enhance fire safety. **Design and Installation Services:** Comprehensive services, including structural design, engineering, and on-site construction support.



### Features:



Material List	
Size	According to Customers' Need
Main Steel Structure Frame	
Column	Q235B(ASTM A36,S235JR), Q355B Welded or Hot-Roll H Section Steel
Beam	Q235B, Q355B(ASTM 572,S355JR) Welded or Hot-Roll H Section Steel
Secondary Steel Structure Frame	
Purlin	Q235B, C and Z Type Steel
Knee Brace	Q235B, Angle Steel
Tie Tube	Q235B, Circular Steel Pipe


Brace	Q235B, Round Bar or Angle Steel
Bracing	Q235B, Angle Steel, Round Bar or Steel Pipe
Roof & Wall Material, Door, Window	
Roof & Wall	Metal sheet(PE+Galvanized+Aluminium), Sandwich Panel, Glass wool
Door & Window	Rolling Up/Shutter Door, Sandwich Panel Door, Stainless Steel Door, Fireproof Door; PVC window, Aluminium Window;

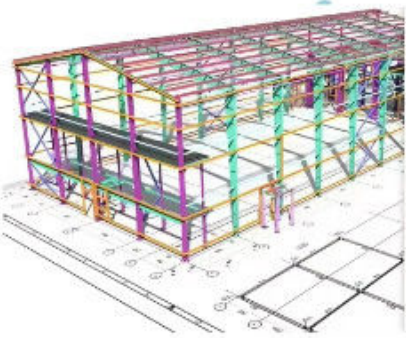
### Technical Parameters:

We have a professional design team about 20 people, with 10 years design experience. We can meet your individual needs. And multi-type steel components, roof and wall panels, doors and windows for choosing.









#### Steel Structural Design

We have an experienced design department, who have abundant practical experience to complete the structural design of various buildings perfectly as per Chinese design codes and localities. The structure is reasonable and the steel consumption is cost-effective.

For overseas projects, the design work can be took by our partners, all of them are registered structural designers, and the design can be carried out as per BS-standards, US-standards, as well as the design codes of other countries.

**Detailing, 3D modeling, fabrication and installation shop drawings can be free with conditions.**

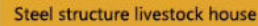






Please kindly inform us of the information below if you are interested in our products.

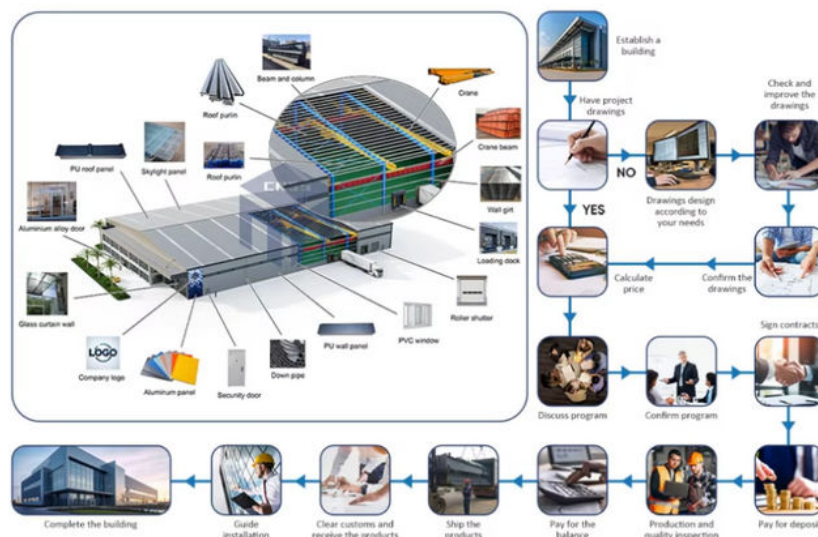
1. Project Progress: Is Land Purchased? Is it licensed by the government?
2. Usage: for warehouse, workshop, showroom, etc.
3. Location: In which country will it be built?
4. Local Climate: Wind speed, Snow load (max. Wind speed)
5. Design: Please provide the design drawing. Or do you need us to design for you?
6. Dimension: Length\*width\*height
7. Crane Beam: Do you need crane beam inside the steel structure?
8. Roof and Wall: determine the panel material, such as color steel panel, and metal sandwich panel.

## Applications:



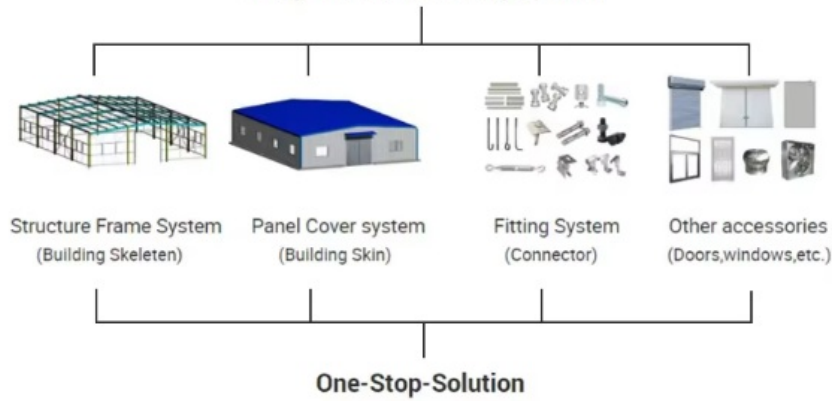
Backed by a 10-year warranty, the BAODU Steel Warehouse product ensures long-term peace of mind for users, making it a trusted option for a wide range of occasions and scenarios.

### Customization:






## Composition of Building System



- (1) Free design and architectural drawings provided;
- (2) Durability, easy maintenance, designed life span for 50 years;
- (3) Fast and easy assemble, online installation guidance provided;
- (4) Elaborate and strong design, high wind resistance performance;
- (5) Thermal and noise insulation, water proof and fire prevention.

### Support and Services:



Our Product Technical Support and Services for the Prefab Steel Warehouse include:

- Assistance with installation and setup of the steel warehouse structure
- Troubleshooting and guidance for any technical issues that may arise
- Providing recommendations for maintenance and care to ensure the longevity of the warehouse
- Offering training sessions for staff on how to utilize the warehouse efficiently
- Continuous support and consultation throughout the lifespan of the steel warehouse

### Packing and Shipping:



#### Product Packaging:

The Prefab Steel Warehouse is carefully packaged to ensure safe transportation and delivery. Each component is securely wrapped and placed in durable containers to prevent damage during shipping.

#### Shipping Information:

We offer reliable shipping services for the Prefab Steel Warehouse product. Our team works with trusted carriers to ensure timely delivery to your desired location. Please provide accurate shipping details to expedite the process.

### FAQ:

**Q: What is the brand name of the Prefab Steel Warehouse?**

A: The brand name of the Prefab Steel Warehouse is BAODU.

**Q: Where is the Prefab Steel Warehouse manufactured?**

A: The Prefab Steel Warehouse is manufactured in Hebei, China.

**Q: What certifications does the Prefab Steel Warehouse have?**

A: The Prefab Steel Warehouse is certified with ISO9001 and CE.

**Q: What is the minimum order quantity for the Prefab Steel Warehouse?**

A: The minimum order quantity for the Prefab Steel Warehouse is discussible.

**Q: What are the packaging details for the Prefab Steel Warehouse?**

A: In general, for steel structure, we use steel frame packing to keep goods from being broken. For sandwich panel and color steel sheet, we use plastic packing. Special packing can be arranged according to clients' requirements.

**Q: What is the delivery time for the Prefab Steel Warehouse?**

A: The delivery time for the Prefab Steel Warehouse is 21 days.

**Q: What are the payment terms accepted for the Prefab Steel Warehouse?**

A: The payment terms accepted for the Prefab Steel Warehouse are L/C, D/A, D/P, T/T, Western Union, and MoneyGram.

**Q: What is the supply ability of the Prefab Steel Warehouse?**

A: The supply ability of the Prefab Steel Warehouse is 10000 Square Meter/Square Meters per month.



**Baodu International Advanced Construction Material Co., Ltd.**



+86 13717927965



chunlei.song@baodu.com



baodupanel.com

Room 1101, Building 6, Yard 9, Hongye Road, Daxing District, Beijing