

Hot Dip Galvanized Painted Steel Structure Warehouse Building Professional Industrial Shed

Our Product Introduction

for more products please visit us on baodupanel.com

Basic Information

- Place of Origin: Hebei, China
- Brand Name: BAODU
- Certification: ISO9001, CE
- Model Number: Steel Warehouse
- Minimum Order Quantity: Discussible
- Price: Reasonable
- Packaging Details: In general, for steel structure, we use the steel frame packing to keep goods not to be broken. For sandwich panel and color steel sheet, we use the plastic packing. If the clients need special packing will according to their requirements.
- Delivery Time: 21 days
- Payment Terms: L/C, D/A, D/P, T/T, Western Union, MoneyGram
- Supply Ability: 10000 Square Meter/Square Meters per Month



Product Specification

- Product Name: Prefabricated Warehouse Design
Professional Industrial Shed Steel Structure
Warehouse Building
- Main Frame: Welded H Steel Beam, Steel Truss
- Wall Cladding: EPS/Rockwool/Fiberglass Wool/PU
Sandwich Panel Or Steel Sheet
- Secondary Frame: C&Z Purlin, Brace
- Application: Steel Storage, factory Or Logistic Warehouse
- Roof Cladding: EPS/Rockwool/Fiberglass Wool/PU
Sandwich Panel Or Steel Sheet
- Drawing Design: SAP2000/AutoCAD /PKPM /3D3S/TEKLA
- Surface Treatment: Hot Dip Galvanized And Painted
- Design Style: Modern
- Performance: Safety, Water-proof, Sound Insulated Hear-

Steel Structure Building Prefab Warehouse Commercial Prefabricated Building

Product Description:



Warehouse / Workshop



Farm Poultry House



Hangar / Garage



Hotel / Hospital / School



Stadium / Exhibition Hall



Bailey Bridge

The Prefab Steel Warehouse product offers a reliable and versatile solution for various industrial and commercial needs. This steel warehouse workshop is designed to provide a durable and sturdy structure that can be used as a hangar, hall, or storage building. Constructed with high-quality Q235/Q345 steel material, this steel structure is built to last and withstand various environmental conditions. With a range of processing services available, including bending, welding, decoiling, cutting, and punching, this prefabricated steel warehouse can be customized to meet specific requirements and design preferences. The easy installation process makes it convenient to set up the building quickly and efficiently, saving time and labor costs.

The roof and wall panels of the steel warehouse workshop are available in various options such as color steel veneer, rockwool sandwich panel, and PU sandwich panel. These panels provide insulation, weather resistance, and durability, ensuring a comfortable and secure interior environment.

For added functionality and aesthetics, the steel warehouse workshop can be equipped with aluminum alloy windows and plastic steel windows, allowing natural light to enter the building and enhancing the overall appearance of the structure.

Whether used as a building galvanized storage light steel building or a multipurpose industrial facility, the Prefab Steel Warehouse product offers a cost-effective and reliable solution for a wide range of applications. Its robust construction, versatile design, and customizable features make it an ideal choice for businesses looking to expand their operations or upgrade their existing facilities.

Features:

Name	Steel Structure Building	
Main Material	Q235 - Q420 Welded H Beam And Hot Rolled Section Steel	
Surface	Painting Or Galvanizing	
Roof And Wall Panel	EPS Sandwich Board,Single Corrugated Steel Plate,Glass Cotton Colored Board for Customers'Choice	
Window	PVC Or Aluminum Alloy	
Door	Sliding Door Or Rolling Shutter Door	
Service	Design	We have experienced designers to design.
	Manufacture	We can manufacture all kinds of steel structure products according to customers'needs.
	Installation	We provide detailed drawings to ensure installation.It also provides installation, supervision and training services. We can also send a team of engineers to guide or install on site.

Packing	1. Steel structure components will be in nude packaging with proper protection. 2. Sandwich panels will be covered with plastic film. 3. Bolts and other accessories will be loaded into wooden boxes. 4. Container Drying Treatment. 5. According to customer's requirement
Quality Inspection	Factory Self-inspection Customer Inspection Third Party Inspection

Technical Parameters:

Please kindly inform us of the information below if you are interested in our products.

1. Project Progress: Is Land Purchased? Is it licensed by the government?
2. Usage: for warehouse, workshop, showroom, etc.
3. Location: In which country will it be built?
4. Local Climate: Wind speed, Snow load (max. Wind speed)
5. Design: Please provide the design drawing. Or do you need us to design for you?
6. Dimension: Length*width*height
7. Crane Beam: Do you need crane beam inside the steel structure?
8. Roof and Wall: determine the panel material, such as color steel panel, and metal sandwich panel.
9. Windows and Doors: what material, quantity, and type?



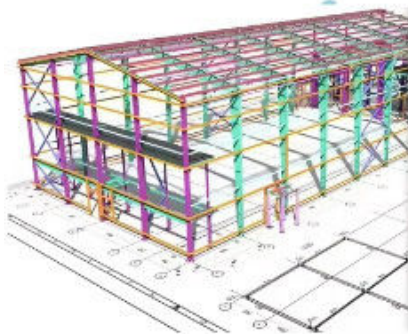
AUTODESK
3DS MAX

SAP2000

PKPM



AUTODESK
AUTOCAD




Steel Structural Design

We have an experienced design department, who have abundant practical experience to complete the structural design of various buildings perfectly as per Chinese design codes and local rules. The structure is reasonable and the steel consumption is cost-effective.

For overseas projects, the design work can be took by our partners, all of them are registered structural designers, and the design can be carried out as per BS-standards, US-standards, as well as the design codes of other countries.

Detailing, 3D modeling, fabrication and installation shop drawings can be free with conditions.



If you are interested in our steel structure, please give us the following information:

- 1 Location (where will be built?) _____country, area
- 2 Size: Length*width*height _____mm*_____mm*_____mm
- 3 wind load (max. Wind speed) _____kn/m², _____km/h, _____m/s
- 4 snow load (max. Snow height) _____kn/m², _____mm
- 5 anti-earthquake _____level
- 6 brickwall needed or not If yes, 1.2m high or 1.5m high
- 7 thermal insulation If yes, EPS, fiberglass wool, rockwool, PU sandwich panels will be suggested; If not, the metal steel sheets will be ok. The cost of the latter will be much lower than that of the former.
- 8 door quantity & size _____units, _____(width)mm*_____ (height)mm
- 9 window quantity & size _____units, _____(width)mm*_____ (height)mm
- 10 crane needed or not If yes, _____units, max. Lifting weight _____tons; Max. Lifting height _____m.

Applications:



**MULTI-STOREY BUILDING
IN PHILIPPINES**



**HEAVY WORKSHOP
IN AUSTRALIA**



**STEEL WAREHOUSE
IN GERMANY**



**STEEL BUILDING
IN ZIMBABWE**



**FACTORY WAREHOUSE
IN MALAWI**



**SHOPPING MALL
IN PHILIPPINES**



**PREFABRICATED SHED
IN CANADA**



**PREFAB WAREHOUSE
IN CANADA**



**METAL WORKSHOP
IN INDONESIA**

BAODU Prefab Steel Warehouse is a versatile and reliable solution for various product application occasions and scenarios. With its durable construction and high-quality materials, this steel warehouse is suitable for a wide range of purposes. Whether you need a building for galvanized storage, light steel building, workshop industrial steel, or any other commercial or industrial use, the BAODU Steel Warehouse is an ideal choice.

Manufactured in Hebei, China, this steel warehouse meets the highest standards of quality and safety. It is certified with ISO9001 and CE, ensuring that it complies with all relevant regulations and requirements. The minimum order quantity is discussible, making it easy to tailor the purchase to your specific needs.

With a reasonable price and excellent packaging details, the BAODU Steel Warehouse offers great value for money. The steel frame packing ensures that the goods are protected during transportation, while the plastic packing for sandwich panels and color steel sheets keeps them secure. Special packing options are also available upon request.

Delivery time for the BAODU Steel Warehouse is just 21 days, allowing for quick and efficient installation. Multiple payment terms are accepted, including L/C, D/A, D/P, T/T, Western Union, and MoneyGram, making the purchasing process convenient for customers. The supply ability of 10000 square meters per month ensures that orders can be fulfilled promptly.

With a tolerance of $\pm 1\%$, the BAODU Steel Warehouse is designed to meet strict accuracy requirements. The wall cladding options include EPS, Rockwool, Fiberglass Wool, PU Sandwich Panel, or Steel Sheet, providing flexibility for different preferences. The aluminum alloy and plastic steel windows offer both durability and aesthetics.

Installation of the BAODU Steel Warehouse is easy and straightforward, making it a practical choice for various construction projects. Whether you need a storage facility, workshop, or industrial building, this prefabricated steel warehouse delivers reliable performance and long-lasting quality.

We can provide :

1. Customization Service

We have a professional design team about 20 people, with 10 years design experience. We can meet your individual needs.

And multi-type steel components, roof and wall panels, doors and windows for choosing.

2. Strict Quality Inspection

With good quality steel material, we have AWS-D1.1/D1.5 welding quality system and professional CWI welding inspector to ensure high quality of the product.

3. Shortest Delivery Time

We have 2 modern factories and 3 production lines with a total area of 150000 square meters to produce. We guarantee a warehouse of 5000 square meters and delivery within 30 days.

4. Production Visualization

We can provide you with picture, video information of all production links, from raw materials to steel processing, the whole process of visual production. You can even video call us to watch workshop production.


5. Packing and Delivery

Container and pallet packing will protect the surface paint or zinc of the steel structures. In order to facilitate your installation, we will mark each component in sequence according to the drawings.

6. Installation Guide

Installation instruction and video will be provide, we can also send our engineers to your site as installation guide, they will teach your people how to build project.


Support and Services:



The Product Technical Support and Services for the Prefab Steel Warehouse include:

- Assistance with assembly and installation instructions
- Troubleshooting guidance for any structural issues
- Information on maintenance and upkeep of the steel components
- Consultation on customization options for specific project requirements

Packing and Shipping:



Product Packaging:

Our Prefab Steel Warehouse is carefully packaged to ensure safe transportation and delivery. Each component is securely wrapped and labeled for easy identification during the assembly process.

Shipping:

We offer worldwide shipping for our Prefab Steel Warehouse. Our logistics team works diligently to arrange efficient transport and ensure timely delivery to your desired location. Shipping fees may vary depending on the delivery destination and order quantity.

FAQ:

Q: What is the brand name of the Prefab Steel Warehouse?

A: The brand name is BAODU.

Q: What is the model number of the Prefab Steel Warehouse?

A: The model number is Steel Warehouse.

Q: Where is the Prefab Steel Warehouse manufactured?

A: The Prefab Steel Warehouse is manufactured in Hebei, China.

Q: What certifications does the Prefab Steel Warehouse have?

A: The Prefab Steel Warehouse is certified with ISO9001 and CE.

Q: What are the payment terms accepted for purchasing the Prefab Steel Warehouse?

A: The accepted payment terms include L/C, D/A, D/P, T/T, Western Union, and MoneyGram.



Baodu International Advanced Construction Material Co., Ltd.



+86 13717927965



chunlei.song@baodu.com



baodupanel.com

Room 1101, Building 6, Yard 9, Hongye Road, Daxing District, Beijing