

40x60 Prefabricated Metal Warehouse Steel Building Kits Structure

Our Product Introduction

for more products please visit us on baodupanel.com

Basic Information

- Place of Origin: Hebei, China
- Brand Name: BAODU
- Certification: ISO9001, CE
- Model Number: Steel Warehouse
- Minimum Order Quantity: Discussible
- Price: Reasonable
- Packaging Details: In general, for steel structure, we use the steel frame packing to keep goods not to be broken. For sandwich panel and color steel sheet, we use the plastic packing. If the clients need special packing will according to their requirements.
- Delivery Time: 21 days
- Payment Terms: L/C, D/A, D/P, T/T, Western Union, MoneyGram
- Supply Ability: 10000 Square Meter/Square Meters per Month

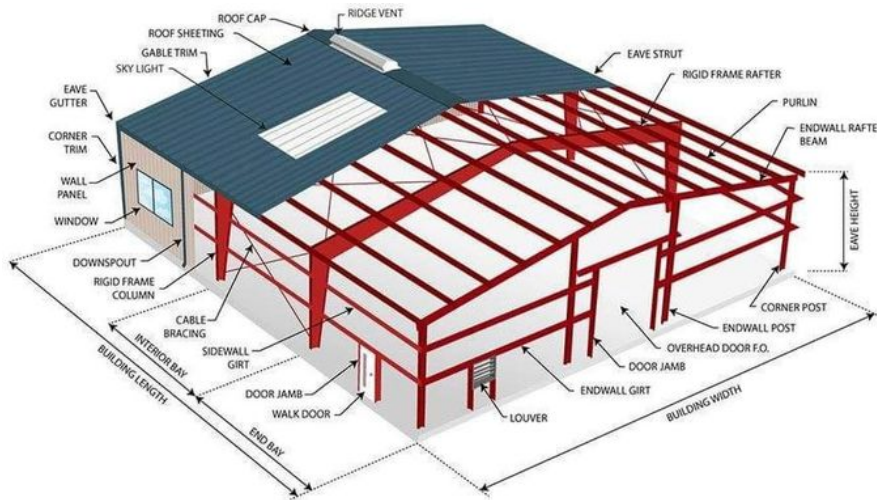


Product Specification

- Product Name: 40x60 Steel Building Metal Building Kits
Steel Structure Warehouse Price Warehouse
Prefabricated
- Grade: Q235, Q355
- Processing Service: Bending, Welding, Decoiling, Cutting, Punching
- Structure: Steel Structure Frame Welded
- Surface Treatment: Hot Dip Galvanised Or Painted
- Material: Q235/Q345 Steel
- Roof & Wall Panel: Color Steel Veneer, Rockwool Sandwich Panel, PU Sandwich Panel Etc
- Type: Light Steel Structure
- Roof Cladding: Steel Color Sheet, Sandwich Panel Glass Wool And Mesh

40x60 Steel Building Metal Building Kits Steel Structure Warehouse Price Warehouse Prefabricated

Product Description:



Steel structure building is one kind of product which can be design as per every peoples' different need. so, if you found that follows example pictures is not as same as your want, even it is very different. do not worried, no matter which kind of building you need, prefabricated houses warehouse bigger, smaller or multi-storey, just tell me the data or drawing of building what you need.

we will make the exact design, quotation and rendering for you as soon as we can.

The Prefab Steel Warehouse offered by BAODU is a top-of-the-line solution for those in need of a durable and efficient storage or industrial space. With a high level of durability, this warehouse is built to withstand the test of time, ensuring that your valuable assets are well-protected for years to come.

The structure of this prefab warehouse is meticulously crafted using a steel structure frame that is expertly welded together. This not only enhances the overall strength and stability of the building but also ensures that it can withstand various environmental factors without compromising its integrity. The use of steel structure frame also makes the warehouse resistant to pests, fire, and corrosion, further adding to its durability.

Designed as a light steel structure, this warehouse is a cost-effective and efficient option for those looking to construct a building that is both sturdy and easy to maintain. The light steel structure not only reduces the construction time but also minimizes the need for heavy machinery during the building process, making it an ideal choice for those looking for a quick and hassle-free construction.

When it comes to the roof cladding of the Prefab Steel Warehouse, customers have the option to choose from a variety of materials including EPS, Rockwool, Fiberglass Wool, PU Sandwich Panel, or Steel Sheet. Each of these materials offers unique benefits in terms of insulation, weather-resistance, and overall durability, allowing customers to customize their warehouse based on their specific needs and preferences.

Whether you need a building for galvanized storage, light steel building, workshop, or industrial steel purposes, the Prefab Steel Warehouse by BAODU is a versatile and reliable solution that can be tailored to meet your exact requirements. Its high durability, steel structure frame, light steel structure, and various roof cladding options make it a standout choice for those in need of a robust and long-lasting building.

Features:

Structure	Part	Specification
Main Structure	Frame Column and Beam	Q355B H/I Section & As d
	Welding	Automatic Submerged Arc
	Rust Removing	Shot Blasting
	Surface Processing	Coating or Galvanized
	High Strength Bolt	Grade 10.9
Secondary Structure	Purlin	C/Z Purlin Size from C120
	Angle Brace	Q235B L-Steel
	Cross Brace/X Brace	Q235B Round Pipe
	Tie Bar	Q235B Round Bar
Roof System	Roofing Material	Sandwich Panel-Insulated Wool/EPS 50mm-200mm
	Skylight Panel	1.2mm FRP
	Gutter	Steel Gutter Galvanized/C
	Rainspout/Down Pipe	PVC Pipe
Wall System	Wall Material	Sandwich Panel-Insulated Wool/EPS 50mm-200mm
	Accessories	Sealant, Self-tapping Scre
	Edge Cover	Color Steel
Ventilator	Unpowered Axial-Flow Ventilator or Monitor Roof	Customizable
Door	Electric Rolling Door/Sliding Door/Access Side Door	Customizable
Window	Aluminum/PVC	Customizable
Crane	1-200 T	Customizable
Packing	Main steel frame without packing load in 40' OT;	
	Roof and wall panel load in 40' HQ!	

Technical Parameters:

We have a professional design team about 20 people, with 10 years design experience. We can meet your individual needs. And multi-type steel components, roof and wall panels, doors and windows for choosing.



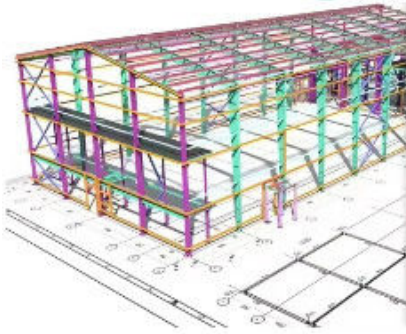
AUTODESK
3DS MAX

SAP2000

PKPM



AUTODESK
AUTOCAD





Steel Structural Design

We have an experienced design department, who have abundant practical experience to complete the structural design of various buildings perfectly as per Chinese design codes and local rules. The structure is reasonable and the steel consumption is cost-effective.

For overseas projects, the design work can be took by our partners, all of them are registered structural designers, and the design can be carried out as per BS-standards, US-standards, as well as the design codes of other countries.

Detailing, 3D modeling, fabrication and installation shop drawings can be free with conditions.



Please kindly inform us of the information below if you are interested in our products.

1. Project Progress: Is Land Purchased? Is it licensed by the government?
2. Usage: for warehouse, workshop, showroom, etc.
3. Location: In which country will it be built?
4. Local Climate: Wind speed, Snow load (max. Wind speed)
5. Design: Please provide the design drawing. Or do you need us to design for you?
6. Dimension: Length*width*height
7. Crane Beam: Do you need crane beam inside the steel structure?
8. Roof and Wall: determine the panel material, such as color steel panel, and metal sandwich panel.
9. Windows and Doors: what material, quantity, and type?

Applications: _____



Steel structure warehouse



Steel structure factory building



Steel structure building



Steel structure garage/hangar



Steel structure house



Steel structure livestock house

When considering the diverse applications of the BAODU Steel Warehouse product, one can envision a multitude of occasions and scenarios where this versatile structure can be utilized. The steel warehouse, workshop, hangar, hall, or any industrial steel structure is an ideal solution for various needs.

Due to its durable construction and design, the Steel Warehouse from BAODU, originating from Hebei, China, is suitable for a wide range of purposes. Its certification with ISO9001 and CE ensures its quality and compliance with international standards, making it a reliable choice for different projects.

With a reasonable price point and the flexibility of discussing the minimum order quantity, this Steel Warehouse product offers cost-effective solutions for businesses and individuals alike. The packaging details are tailored to ensure the safe delivery of the components, with options for custom packaging based on client requirements.

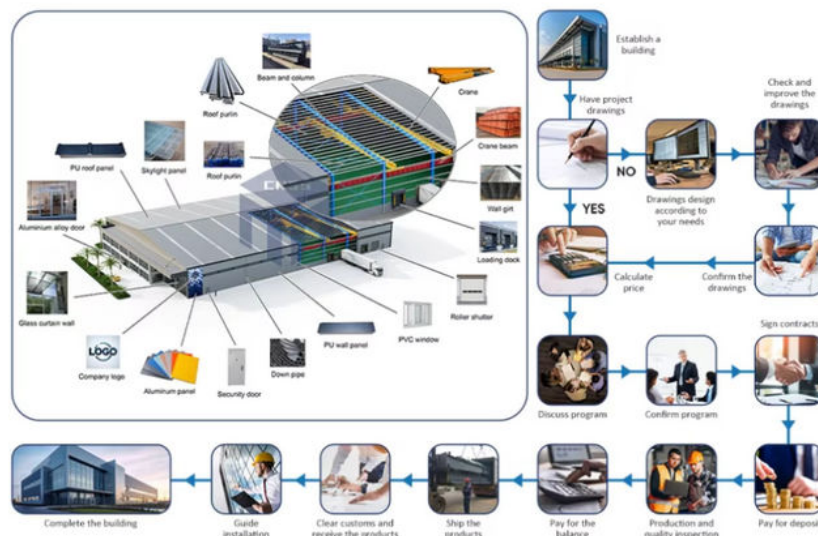
The quick delivery time of 21 days, along with various payment terms such as L/C, D/A, D/P, T/T, Western Union, and MoneyGram, make the acquisition process efficient and convenient. Moreover, the supply ability of 10000 Square Meter/Square Meters per Month ensures a steady availability of the product.

The main frame of the Steel Warehouse consists of Welded H Steel Beams and Steel Trusses, providing robust support and stability. The surface treatment options of Hot Dip Galvanised or Painted enhance the longevity and aesthetics of the structure.


Its steel structure frame welded construction and easy installation process make the Steel Warehouse a practical choice for various applications. Whether used as a workshop, industrial steel structure, gable frame steel structure, or for other purposes, this product offers a reliable and durable solution.

Backed by a 10-year warranty, the BAODU Steel Warehouse product ensures long-term peace of mind for users, making it a trusted option for a wide range of occasions and scenarios.

Customization:




Support and Services:



Our Product Technical Support and Services for the Prefab Steel Warehouse include:

- Assistance with installation and setup of the steel warehouse structure
- Troubleshooting and guidance for any technical issues that may arise
- Providing recommendations for maintenance and care to ensure the longevity of the warehouse
- Offering training sessions for staff on how to utilize the warehouse efficiently
- Continuous support and consultation throughout the lifespan of the steel warehouse

Packing and Shipping:



Product Packaging:

The Prefab Steel Warehouse is carefully packaged to ensure safe transportation and delivery. Each component is securely wrapped and placed in durable containers to prevent damage during shipping.

Shipping Information:

We offer reliable shipping services for the Prefab Steel Warehouse product. Our team works with trusted carriers to ensure timely delivery to your desired location. Please provide accurate shipping details to expedite the process.

FAQ:

Q: What is the brand name of the Prefab Steel Warehouse?

A: The brand name of the Prefab Steel Warehouse is BAODU.

Q: Where is the Prefab Steel Warehouse manufactured?

A: The Prefab Steel Warehouse is manufactured in Hebei, China.

Q: What certifications does the Prefab Steel Warehouse have?

A: The Prefab Steel Warehouse is certified with ISO9001 and CE.

Q: What is the minimum order quantity for the Prefab Steel Warehouse?

A: The minimum order quantity for the Prefab Steel Warehouse is discussible.

Q: What are the packaging details for the Prefab Steel Warehouse?

A: In general, for steel structure, we use steel frame packing to keep goods from being broken. For sandwich panel and color steel sheet, we use plastic packing. Special packing can be arranged according to clients' requirements.

Q: What is the delivery time for the Prefab Steel Warehouse?

A: The delivery time for the Prefab Steel Warehouse is 21 days.

Q: What are the payment terms accepted for the Prefab Steel Warehouse?

A: The payment terms accepted for the Prefab Steel Warehouse are L/C, D/A, D/P, T/T, Western Union, and MoneyGram.

Q: What is the supply ability of the Prefab Steel Warehouse?

A: The supply ability of the Prefab Steel Warehouse is 10000 Square Meter/Square Meters per month.



Baodu International Advanced Construction Material Co., Ltd.



+86 13717927965



chunlei.song@baodu.com



baodupanel.com

Room 1101, Building 6, Yard 9, Hongye Road, Daxing District, Beijing