

## Industrial Steel Warehouse Cold Resistant High Snow Load Capacity For Harsh Winters Steel Structure

Our Product Introduction

for more products please visit us on [baodupanel.com](http://baodupanel.com)

### Basic Information

- Place of Origin: Hebei, China
- Brand Name: BAODU
- Certification: ISO9001, CE
- Model Number: Steel Warehouse
- Minimum Order Quantity: Discussible
- Price: Reasonable
- Packaging Details: In general, for steel structure, we use the steel frame packing to keep goods not to be broken. For sandwich panel and color steel sheet, we use the plastic packing. If the clients need special packing will according to their requirements.
- Delivery Time: 21 days
- Payment Terms: L/C, D/A, D/P, T/T, Western Union, MoneyGram
- Supply Ability: 10000 Square Meter/Square Meters per Month



### Product Specification

- Product Name: Industrial Steel Warehouse Cold-Resistant And High Snow Load Capacity For Harsh Winters Steel Structure
- Keyword: Industrial Steel Warehouse
- Maintenance: Low
- Weather Resistance: High
- Drawing Design: SAP2000/AutoCAD /PKPM /3D3S/TEKLA
- Window: Aluminum Alloy Window, Plastic Steel
- Installation: Easy
- Structure: Steel Structure Frame Welded
- Application Fields: Warehouse Workshop Office Storage
- Material: Q235/Q355 Steel
- Highlight: Cold Resistant Steel Warehouse, Industrial Steel Warehouse

Industrial Steel Warehouse Cold-Resistant and High Snow Load Capacity for Harsh Winters Steel Structure

Product Description:



The Prefab Steel Warehouse is a cutting-edge solution for efficient and durable warehouse construction. This product offers a combination of innovative design and high-quality materials to create a reliable structure for various industrial applications. Designed with a focus on durability and longevity, the Prefab Steel Warehouse features a range of roof and wall panel options, including Color Steel Veneer, Rockwool Sandwich Panel, PU Sandwich Panel, and more. These panels provide excellent insulation and protection against external elements, making the warehouse suitable for a wide range of environments. As a Light Steel Structure type, this warehouse is constructed using lightweight yet robust steel components that are easy to assemble and transport. The use of light steel also ensures structural integrity while reducing construction time and costs, making it an ideal choice for industrial applications. One of the standout features of the Prefab Steel Warehouse is its long fatigue life, meaning it can withstand continuous use and environmental stresses over an extended period. This feature is essential for industrial settings where the warehouse is expected to operate efficiently and reliably day in and day out.

Features:

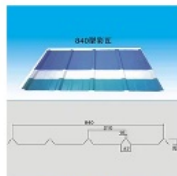
Model NO.	GY-SW252	After-sales Service	Full Drawing, Install Guide or Training
Member	Steel Column	Warranty	30-50 Years Service Life
Carbon Structural Steel	Q355	Type	H-Section Steel
Application	Steel Workshop, Steel Structure Platform, Steel Fabricated House, Structural Roofing, Frame Part, Steel Walkway and Floor, Steel Structure Bridge, Steel Workshop, Warehouse, Department, Steel	Standard	ASTM
		Trademark	Carbon Structural Steel, Ganyo
		Forming	Hot-Rolled Steel
		Material	Steel Structure

	Hangars		
<b>Structure Frame</b>	Portal Frame	<b>Software We Used</b>	Auto CAD, Pkpm, Tekla
<b>Steel Code</b>	Q355 & Q235	<b>H Steel Type</b>	Hot Rolled H-Beam or Welded H Beam
<b>Wind Loading</b>	80km/H-120km/H, or as Client's Requirement	<b>Snow Loading</b>	as Per Customer's Requirements
<b>Seismic Grade</b>	7 Grade	<b>Connection Method</b>	Bolts Connection
<b>Cladding Materials</b>	Single Corrugated Steel Sheet, Sandwich Panels	<b>Structure Surface Treatment</b>	Any Color Painting or Hot Galvanize
<b>Origin</b>	Foshan, China	<b>Specification</b>	Customized Size
<b>Production Capacity</b>	2000 Tons Per Month	<b>Residential Wall Structure</b>	Sandwich Panels
<b>Connection Form</b>	Bolt Connection	<b>Customized</b>	Customized
<b>Type of Steel For Building Structure</b>	H Beam Steel	<b>HS Code</b>	9406000090 or 7308900000

## Components:

### Roof and wall project system


The roof and wall system plays a vital role in protecting your structure from environmental factors like wind, rain, and temperature fluctuations. With advanced insulation and weatherproofing, our systems ensure durability and energy efficiency.



Connected Steel Sheet



EPS Sandwich Panel



Rock Wool Sandwich Panel



PU Sandwich Panel

### Main Steel Frame

At the core of every steel structure is the main steel frame, which provides the strength and stability necessary to support the entire building. Our frames are designed for durability, ensuring that your structure can withstand even the most demanding conditions.



Steel Column Steel Beam



Connected Plate




Tie Bar



Roof Purlin



Horizontal Support



L Shape Steel for Bracing

### Other Materials

Every steel structure project requires a range of additional materials to ensure its functionality and performance. From accessories to safety-enhancing features, we offer everything you need to complete your structure.



Covering Accessories



Water Gutter




Embedded Bolts



Turnbuckle Bolts



High Strength Bolts



Normal Bolts



Steel Rod



Rolling Gate



Automatic Machine for Rolling Door



Canopy



Ventilation Materials



Ventilation Materials



Steel Door for Men



Aluminum Sliding Window

## Technical Parameters:



If you are interested in our steel structure , please give us the following information:

- 1 Location (where will be built? ) \_\_\_\_\_country, area
- 2 Size: Length\*width\*height \_\_\_\_\_mm\*\_\_\_\_\_mm\*\_\_\_\_\_mm
- 3 wind load (max. Wind speed) \_\_\_\_\_kn/m2, \_\_\_\_\_km/h, \_\_\_\_\_m/s
- 4 snow load (max. Snow height)\_\_\_\_\_kn/m2, \_\_\_\_\_mm
- 5 anti-earthquake \_\_\_\_\_level
- 6 brickwall needed or not If yes, 1.2m high or 1.5m high
- 7 thermal insulation If yes, EPS, fiberglass wool, rockwool, PU sandwich panels will be suggested; If not, the metal steel sheets will be ok. The cost of the latter will be much lower than that of the former.
- 8 door quantity & size \_\_\_\_\_units, \_\_\_\_\_(width)mm\*\_\_\_\_\_ (height)mm
- 9 window quantity & size \_\_\_\_\_units, \_\_\_\_\_(width)mm\*\_\_\_\_\_ (height)mm
- 10 crane needed or not If yes, \_\_\_\_\_units, max. Lifting weight\_\_\_\_\_tons; Max. Lifting height \_\_\_\_\_m.

### Applications:



**MULTI-STOREY BUILDING  
IN PHILIPPINES**



**HEAVY WORKSHOP  
IN AUSTRALIA**



**STEEL WAREHOUSE  
IN GERMANY**



**STEEL BUILDING  
IN ZIMBABWE**



**FACTORY WAREHOUSE  
IN MALAWI**



**SHOPPING MALL  
IN PHILIPPINES**



**PREFABRICATED SHED  
IN CANADA**



**PREFAB WAREHOUSE  
IN CANADA**



**METAL WORKSHOP  
IN INDONESIA**

Product Application Occasions and Scenarios for BAODU Steel Warehouse:

The BAODU Steel Warehouse is a versatile and durable solution for a variety of application occasions and scenarios. With its high-quality construction and customizable features, this prefab warehouse is suitable for a wide range of uses.

**1. Prefab Warehouse Construction:**

The BAODU Steel Warehouse is ideal for prefab warehouse construction projects. Its steel structure design, featuring welded H steel beams and steel truss, provides a strong and reliable framework for building a warehouse quickly and efficiently.

**2. Steel Warehouse Workshop:**

Whether you need a workshop for manufacturing, assembly, or other industrial purposes, the BAODU Steel Warehouse is a perfect choice. Its long fatigue life and low maintenance requirements make it a cost-effective solution for continuous use.

**3. Hangar Hall Steel Structure:**

For hangar hall applications, the BAODU Steel Warehouse offers a spacious and sturdy structure to accommodate aircraft, machinery, or other large equipment. Its customized size and reasonable price make it a practical choice for hangar construction.

**4. Customized Size Options:**

The BAODU Steel Warehouse can be tailored to meet specific size requirements, allowing for flexibility in design and layout. Whether you need a small storage facility or a large industrial warehouse, this product can be customized to fit your needs.

**5. Reliable Certification and Quality:**

With ISO9001 and CE certifications, you can trust the quality and reliability of the BAODU Steel Warehouse. Its high-quality materials and construction ensure durability and long-term performance.

**6. Fast Delivery and Flexible Payment Terms:**

With a delivery time of 21 days and various payment options including L/C, D/A, D/P, T/T, Western Union, and MoneyGram, acquiring the BAODU Steel Warehouse is convenient and hassle-free.




#### 7. High Supply Ability:


With a supply ability of 10000 square meters per month, you can rely on the BAODU Steel Warehouse to meet your project needs promptly and efficiently.

Overall, the BAODU Steel Warehouse is a versatile and reliable solution for prefab warehouse construction, steel warehouse workshops, hangar hall steel structures, and more. Its customizable features, reasonable price, and long fatigue life make it a smart choice for a wide range of application occasions and scenarios.

#### Customization:



#### Support and Services:



The Prefab Steel Warehouse product comes with comprehensive technical support and services to ensure proper installation, maintenance, and repair. Our team of experts is available to assist with any questions or issues that may arise during the process. Our technical support includes:

Pre-installation consultation to ensure the building meets all necessary requirements and standards

On-site installation guidance and supervision

Ongoing maintenance support to keep the building in optimal condition

24/7 emergency repair services

Training for building owners and operators on how to properly maintain and use the building

We are committed to providing top-quality technical support and services to ensure our customers are completely satisfied with their Prefab Steel Warehouse.

#### Advantages:

1. Quality: imported equipment from Germany and Switzerland, professional workers who have been engaged in more than ten years, have their own research and development department, and fully meet the use standards of various countries.
2. Customized service: We arrange special person to connect according to customer needs, one-to-one service.

### 3. Technical support:

Activity room: We provide online guidance and installation services by dedicated personnel, as well as after-sales team service 24/7.  
Workshop: We have nearly 50 professional engineers who can go abroad to provide technical support and guidance until all problems are solved for our customers.

4. International trade operation: We have been focusing on international trade in the construction industry for more than ten years, and have accumulated various experiences from different customers in different countries. So we can keep our operations up to date with our customers and new rules. Helps in customs clearance and saves cost and time for our customers.

### Packing and Shipping:



#### Product Packaging:

The prefab steel warehouse will be carefully packed to ensure safe transportation. Each component will be securely wrapped and protected to prevent any damage during transit.

#### Shipping:

Our shipping process is efficient and reliable. We work with trusted carriers to deliver the prefab steel warehouse to your location in a timely manner. You will receive tracking information so you can monitor the progress of your shipment.

### FAQ:

**Q: What is the brand name of this product?**

A: The brand name is BAODU.

**Q: What is the model number of this product?**

A: The model number is Steel Warehouse.

**Q: Where is this product manufactured?**

A: This product is manufactured in Hebei, China.

**Q: What certifications does this product have?**

A: This product is certified with ISO9001 and CE.

**Q: What are the payment terms accepted for purchasing this product?**

A: The accepted payment terms are L/C, D/A, D/P, T/T, Western Union, and MoneyGram.



**Baodu International Advanced Construction Material Co., Ltd.**



+86 13717927965



chunlei.song@baodu.com



baodupanel.com

Room 1101, Building 6, Yard 9, Hongye Road, Daxing District, Beijing