

## Environmentally Friendly Steel Structure Building Design for Easy Installation in Industrial Prefabricated Workshop

### Our Product Introduction

for more products please visit us on [baodupanel.com](http://baodupanel.com)

#### Basic Information

- Place of Origin: Hebei, China
- Brand Name: BAODU
- Certification: ISO9001, CE
- Model Number: Steel Warehouse
- Minimum Order Quantity: Discussible
- Price: Reasonable
- Packaging Details: In general, for steel structure, we use the steel frame packing to keep goods not to be broken. For sandwich panel and color steel sheet, we use the plastic packing. If the clients need special packing will according to their requirements.
- Delivery Time: 21 days
- Payment Terms: L/C, D/A, D/P, T/T, Western Union, MoneyGram
- Supply Ability: 10000 Square Meter/Square Meters per Month



#### Product Specification

- Product Name: Industrial Prefabricated Factory Workshop  
Prefab Heavy Weight Steel Structure  
Building Design Environmentally-Friendly
- Keyword: Steel Structure Building
- Durability: High
- Warranty: 10 Years
- Installation: Easy
- Wall Cladding: EPS/Rockwool/Fiberglass Wool/PU  
Sandwich Panel Or Steel Sheet
- Maintenance: Low
- Color: Customized Color
- Material: Q235/Q345 Steel
- Drawing Design: SAP2000/AutoCAD /PKPM /3D3S/TEKLA
- Highlight: Easy Installation Steel Structure Building

## Product Description

### Industrial Prefabricated Factory Workshop Prefab Heavy Weight Steel Structure Building Design Environmentally-Friendly

#### Product Description:



The Prefab Steel Warehouse is a versatile and durable solution for a variety of industrial and commercial needs. Whether you require a warehouse, workshop, hangar, or hall, this steel structure is designed to meet your requirements with efficiency and reliability. Constructed with gable frame steel structure, this Prefab Warehouse offers exceptional strength and stability. The surface treatment options include Hot Dip Galvanised or Painted finishes, ensuring long-term protection against corrosion and wear. The high fire resistance of this steel warehouse provides added safety and peace of mind.

Customization is key with this product, as you can choose a color that suits your preferences or brand identity. The tolerance level of  $\pm 1\%$  guarantees precise construction and a perfect fit for your specific needs.

When it comes to accessibility, the Prefab Steel Warehouse offers various door options to suit your operational requirements. Choose from sliding doors, rolling doors, shutter single doors, or color steel doors to enhance convenience and efficiency.

Whether you are in need of a Prefab Warehouse for storage, manufacturing, or distribution purposes, this steel structure is a reliable and cost-effective solution. The construction process is streamlined and efficient, resulting in a quick turnaround time for your project.

With its gable frame steel structure, this Prefab Steel Warehouse is designed to withstand harsh environmental conditions and heavy loads. The high fire resistance properties ensure the safety of your assets and personnel, providing you with peace of mind.

Investing in a Prefab Steel Warehouse for your business means investing in a durable, customizable, and efficient storage solution. The flexibility of this steel structure allows for easy expansion or modification as your needs evolve over time.

Choose the Prefab Steel Warehouse for your next construction project and experience the benefits of a high-quality, reliable, and cost-effective solution for your storage and operational needs.

#### Features:

Main structure	Welded H Section or Hot rolled H section steel
Purlin	C Section or Z Section
Roof/Wall Cladding	Corrugated plate,PU,EPS,Rock Wool,Fiber Glass sandwich panel
Tie bar	Round Steel Tube
Brace	angle steel, round bar or steel pipe
Knee Brace	Angle Steel
Roof Gutter	Color Steel Sheet
Rain spout	PVC Pipe
Door	Sliding Sandwich Panel Door or Metal rolling door
Windows	PVC/Plastic Steel/Aluminum Alloy Window
Connecting	High Strengthen Bolts, Normal bolts with nuts
Packing	As per your request
Drawing	We can make the design and quotation according to your detailed conditions or as per your drawin
After-sale Service	Online technical support, Onsite Installation, Onsite Training, Onsite Inspection, Free spare parts, Return and Replacement, Other, workshop, warehouse, prefabricated steel structure building, low cost prefab warehouse
Project Solution Capability	graphic design, 3D model design, total solution for projects, Cross Categories Consolidation, Others, steel Structure Prefabricated workshop warehouse, prefabricated steel structure building, low cost prefab warehouse

#### Technical Parameters:



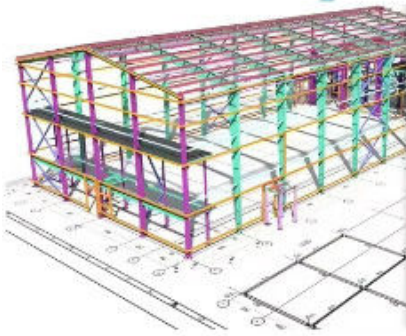
AUTODESK  
3DS MAX

SAP2000

PKPM



AUTODESK  
AUTOCAD





#### Steel Structural Design

We have an experienced design department, who have abundant practical experience to complete the structural design of various buildings perfectly as per Chinese design codes and local rules. The structure is reasonable and the steel consumption is cost-effective.

For overseas projects, the design work can be took by our partners, all of them are registered structural designers, and the design can be carried out as per BS-standards, US-standards, as well as the design codes of other countries.

**Detailing, 3D modeling, fabrication and installation shop drawings can be free with conditions.**



**If you are interested in our steel structure , please give us the following information:**

- 1 Location (where will be built? ) \_\_\_\_\_country, area
- 2 Size: Length\*width\*height \_\_\_\_\_mm\*\_\_\_\_\_mm\*\_\_\_\_\_mm
- 3 wind load (max. Wind speed) \_\_\_\_\_kn/m2, \_\_\_\_\_km/h, \_\_\_\_\_m/s
- 4 snow load (max. Snow height)\_\_\_\_\_kn/m2, \_\_\_\_\_mm
- 5 anti-earthquake \_\_\_\_\_level
- 6 brickwall needed or not If yes, 1.2m high or 1.5m high
- 7 thermal insulation If yes, EPS, fiberglass wool, rockwool, PU sandwich panels will be suggested; If not, the metal steel sheets will be ok. The cost of the latter will be much lower than that of the former.
- 8 door quantity & size \_\_\_\_\_units, \_\_\_\_\_(width)mm\*\_\_\_\_\_ (height)mm
- 9 window quantity & size \_\_\_\_\_units, \_\_\_\_\_(width)mm\*\_\_\_\_\_ (height)mm
- 10 crane needed or not If yes, \_\_\_\_\_units, max. Lifting weight\_\_\_\_\_tons; Max. Lifting height \_\_\_\_\_m.

**Applications:** \_\_\_\_\_



**MULTI-STOREY BUILDING  
IN PHILIPPINES**



**HEAVY WORKSHOP  
IN AUSTRALIA**



**STEEL WAREHOUSE  
IN GERMANY**



**STEEL BUILDING  
IN ZIMBABWE**



**FACTORY WAREHOUSE  
IN MALAWI**



**SHOPPING MALL  
IN PHILIPPINES**



**PREFABRICATED SHED  
IN CANADA**



**PREFAB WAREHOUSE  
IN CANADA**



**METAL WORKSHOP  
IN INDONESIA**

BAODU Steel Warehouse is a versatile product suitable for various application occasions and scenarios due to its robust construction and customizable features. Whether you need a steel warehouse workshop, hangar hall steel structure, industrial steel workshop, galvanized storage building, or light steel building, this product offers a reliable solution.

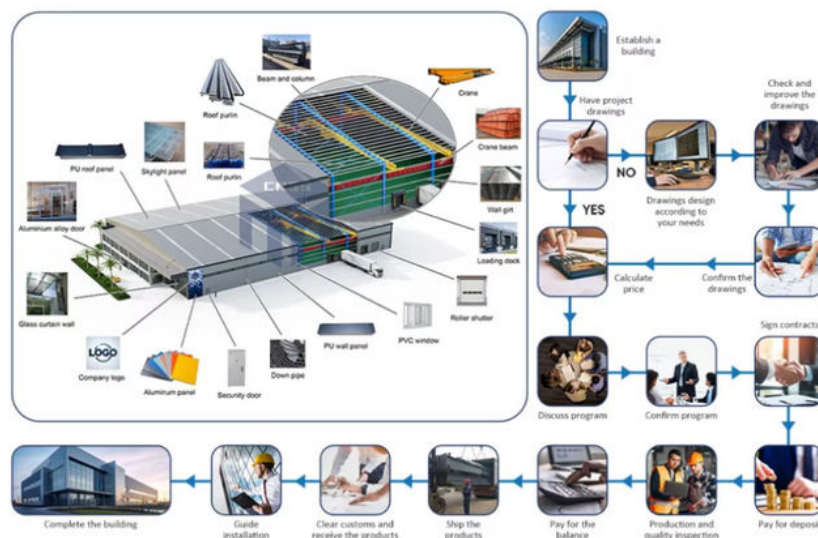
Manufactured in Hebei, China, this Steel Warehouse by BAODU boasts ISO9001 and CE certifications, ensuring high-quality standards. The minimum order quantity is discussible, making it accessible to a wide range of customers. The reasonable pricing, coupled with the packaging details that prioritize the protection of goods, adds value to this product.

With a delivery time of 21 days and flexible payment terms including L/C, D/A, D/P, T/T, Western Union, and MoneyGram, BAODU Steel Warehouse offers convenience to customers. The supply ability of 10000 square meters per month ensures timely fulfillment of orders.

Customers have the freedom to choose a customized color for their Steel Warehouse, allowing for aesthetic integration with existing structures. The tolerance level of  $\pm 1\%$  reflects the precision engineering of this product.


The main frame of the Warehouse Steel Structure Building Workshop comprises welded H Steel Beams and Steel Trusses, ensuring structural integrity and durability. The size of the building is fully customizable to meet the specific requirements of each project.

### Customization:




### Support and Services:





Our Prefab Steel Warehouse product comes with comprehensive Product Technical Support and Services to assist our customers with any issues or questions they may have. Our expert team is available to provide guidance on installation, maintenance, troubleshooting, and any other technical inquiries you may have. We are committed to ensuring that our customers have a smooth and successful experience with our Prefab Steel Warehouse product.

### Packing and Shipping:



#### Product Packaging:

The prefabricated steel warehouse is carefully packaged to ensure safe transportation and delivery. Each component is securely wrapped and protected to prevent any damage during transit. Our packaging process follows industry standards to guarantee that the warehouse arrives in perfect condition at your location.

#### Shipping:

We offer efficient shipping services for the prefabricated steel warehouse to your desired destination. Our logistics team works diligently to coordinate the transportation of the components and ensure timely delivery to your site. You can rely on our reliable shipping partners to handle the transportation process professionally and deliver the warehouse to you on schedule.

### FAQ:

**Q: What is the brand name of this steel warehouse product?**

A: The brand name of this steel warehouse is BAODU.

**Q: Where is this steel warehouse manufactured?**

A: This steel warehouse is manufactured in Hebei, China.

**Q: What certifications does this steel warehouse have?**

A: This steel warehouse is certified with ISO9001 and CE.

**Q: What are the packaging details for this steel warehouse?**

A: In general, for steel structure, we use steel frame packing to keep goods from being broken. For sandwich panels and color steel sheets, we use plastic packing. Special packing can be arranged according to client requirements.

**Q: What are the accepted payment terms for purchasing this steel warehouse?**

A: The accepted payment terms for purchasing this steel warehouse include L/C, D/A, D/P, T/T, Western Union, and MoneyGram.



+86 13717927965



chunlei.song@baodu.com



baodupanel.com

Room 1101, Building 6, Yard 9, Hongye Road, Daxing District, Beijing