

Dairy Agricultural Barn Easy Install Prefabricated Light Steel Structure Cow Shed

Our Product Introduction

for more products please visit us on baodupanel.com


Basic Information

- Place of Origin: Hebei, China
- Brand Name: BAODU
- Certification: ISO9001, CE
- Model Number: Steel Warehouse
- Minimum Order Quantity: Discussible
- Price: Reasonable
- Packaging Details: In general, for steel structure, we use the steel frame packing to keep goods not to be broken. For sandwich panel and color steel sheet, we use the plastic packing. If the clients need special packing will according to their requirements.
- Delivery Time: 15-21 days
- Payment Terms: L/C, D/A, D/P, T/T, Western Union, MoneyGram
- Supply Ability: 10000 Square Meter/Square Meters per Month



Product Specification

- Product Name: Dairy Agricultural Barn Easy Install Prefabricated Light Steel Structure Cow Shed
- Keyword: Light Steel Structure Cow Shed
- Type: Light Steel Structure
- Application: Farmhouse
- Feature: Long Fatigue Life
- Project Solution Capability: 3D Model Design
- Purlin: C.Z Shape Steel Channel CIZ Galvanized Steel (Q235)
- Roof Cladding: Steel Sheet + Sandwich Panel
- Highlight: **Prefabricated Cow Shed, Light Steel Structure Cow Shed,**



Dairy Agricultural Barn Easy Install Prefabricated Light Steel Structure Cow Shed

Product Description:



Overall structure

Our cattle(cow) shed adopts a stable and reliable steel frame to ensure its firmness, durability and safety. our design fully considered the living habits of cattle(cow), the needs of breeding management and environmental conditions.

Customized service

Our cattle(cow) shed is not only produced based on your drawings, but also can be customized according to your details requests. whether a small family farm or a large-scale livestock farm, we will do you the best proposal. For example, if your site is small, we will provide a compact but practical shed plan, if your site is large plus expect large-scale breeding, we will provide a spacious, comfortable and fully function shed plan.

Roof panel and wall panel

single layer steel sheet, EPS sandwich panel, rockwool sandwich panel, PU sandwich panel.

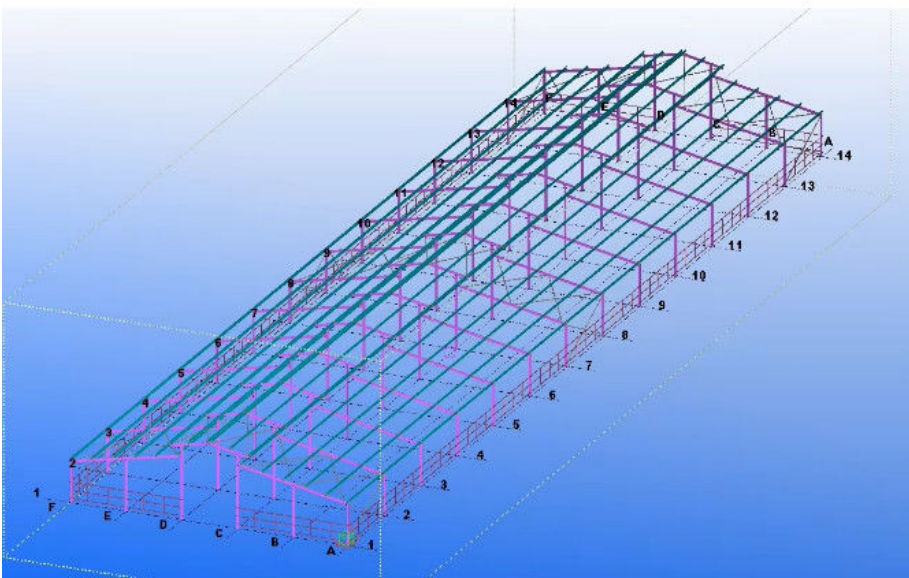
Ventilation System

1. Ventilation openings: Open a sufficient number of ventilation openings on both sides and the roof of the cattle shed to promote air circulation.
2. Fans: Install exhaust fans and intake fans of appropriate power, and adjust the operation intelligently according to the season and the temperature and humidity conditions inside the cattle shed.

Supporting equipment services

We can provide headlock, free-stall, fences, fans.

Technical Parameters:



Open side wall shed

This kind shed usually build in countries where the temperature range is from 15 °C to 25 °C. this shed with single-layer steel sheet as roof panel. steel fence around the shed instead of the wall panel. this kind shed is economical

Semi-open wall shed	This kind shed usually build in countries where the temperature range is from 25 °C to 36 °C. this shed with steel sheet+glasswool roller as roof panel or EPS/rockwool/PU sandwich panel as roof.. steel fence around the side wall of shed instead of the wall panel. steel sheet as end wall panel.When the temperature is high in summer, fixed curtains on the side walls to provide shade and cool down
closed shed	This kind shed usually build in countries where the temperature range is below 15 °C in winter or over 36 °C in summer. this shed with EPS/rockwool/PU sandwich panel as roof. panel and wall panel.. the ventilator will be on roof for ventilation.


Applications:



Advantages of Steel Structure Buildings:

- 1: The components of steel structures have small cross-sections, light weight, and are easy to transport and install. They are suitable for structures with large spans, high heights, and heavy loads.
- 2: Suitable for withstanding impact and dynamic loads, with good seismic performance, uniform internal structure of steel, and high reliability.
- 3: Mechanized production of steel structural components with high precision, high production efficiency, fast on-site assembly speed, and short construction period in factories.
- 4: Steel structures have high fire resistance and corrosion resistance.
- 5: Steel structure buildings are easy to move and pollution-free.

Support and Services:



Our Prefab Steel Warehouse product comes with comprehensive product technical support and services to ensure a seamless experience for our customers. Our dedicated team of experts is available to assist with any inquiries, troubleshooting, or technical issues that may arise.

We offer installation guidance, maintenance tips, and product training to help you make the most of your Prefab Steel Warehouse. Additionally, our support services include regular updates, product enhancements, and access to a knowledge base for quick reference. Rest assured that our commitment to customer satisfaction extends beyond the point of purchase, and we are here to support you throughout the lifecycle of your Prefab Steel Warehouse.

Packing and Shipping:

Product Packaging:

The Prefab Steel Warehouse will be carefully packaged to ensure its safe transportation. Each component will be securely wrapped and protected to prevent any damage during transit. The packaging will be designed to withstand rough handling and adverse weather conditions.

Shipping:

Once the Prefab Steel Warehouse is packaged, it will be shipped using a reliable freight carrier. The shipping method will be chosen based on the destination and delivery timeline. Customers will be provided with tracking information so they can monitor the progress of their shipment. Delivery will be scheduled at a convenient time for the recipient to ensure a smooth and hassle-free experience.

FAQ:

Q: What is the brand name of the Prefab Steel Warehouse?

A: The brand name is BAODU.

Q: What is the model number of the Prefab Steel Warehouse?

A: The model number is Steel Warehouse.

Q: Where is the Prefab Steel Warehouse manufactured?

A: The Prefab Steel Warehouse is manufactured in Hebei, China.

Q: What certifications does the Prefab Steel Warehouse have?

A: The Prefab Steel Warehouse is certified with ISO9001 and CE.

Q: What are the payment terms for purchasing the Prefab Steel Warehouse?

A: The payment terms accepted are L/C, D/A, D/P, T/T, Western Union, and MoneyGram.



Baodu International Advanced Construction Material Co., Ltd.

+86 13717927965

chunlei.song@baodu.com

baodupanel.com

Room 1101, Building 6, Yard 9, Hongye Road, Daxing District, Beijing