

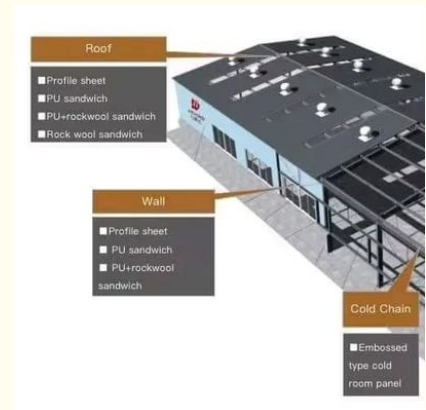
Durable Prefabricated Steel Structure Warehouse Workshop Metal Building Office

Our Product Introduction

for more products please visit us on baodupanel.com

Basic Information

- Place of Origin: Hebei, China
- Brand Name: BAODU
- Certification: ISO9001, CE
- Model Number: Steel Warehouse
- Minimum Order Quantity: Discussible
- Price: Reasonable
- Packaging Details: In general, for steel structure, we use the steel frame packing to keep goods not to be broken. For sandwich panel and color steel sheet, we use the plastic packing. If the clients need special packing will according to their requirements.
- Delivery Time: 15-21 days
- Payment Terms: L/C, D/A, D/P, T/T, Western Union, MoneyGram
- Supply Ability: 10000 Square Meter/Square Meters per Month



Product Specification

- Product Name: Prefabricated Steel Structure Warehouse Workshop Metal Structure Building Office Building Steel Structure Warehouse Design
- Material: Steel
- Security: High
- Door: Sliding Door, Rolling Door, Shutter Single Door, Color Steel
- Purlin: C/Z Galvanized Steel(Q235)
- Roof & Wall Panel: Color Steel Veneer, Rockwool Sandwich Panel, PU Sandwich Panel Etc
- Durability: High
- Keyword: Steel Structure Building Warehouse
- Highlight: Office Prefabricated Steel Structure Warehouse, Metal Building Prefabricated Steel Structure Warehouse

Prefabricated Steel structure warehouse workshop metal structure building office building steel structure warehouse design

Product Description:

The Warehouse Steel Structure Building Workshop is the ideal solution for businesses that require ample storage and work space. With its spacious interior and customizable layout, this steel structure building warehouse can be tailored to meet your specific needs. Whether you need extra space for storage, manufacturing, or distribution, this workshop industrial steel building is the perfect choice.

The gable frame steel structure of this warehouse provides exceptional strength and stability, making it a reliable choice for heavy-duty applications. Its steel construction also makes it resistant to fire, pests, and other types of damage. With its low maintenance requirements and long lifespan, this warehouse steel structure building workshop is a cost-effective investment that will save you money in the long run.

Aside from its practical benefits, the Warehouse Steel Structure Building Workshop also offers aesthetic appeal. Its sleek and modern design will enhance the look of any industrial property, while its customizable options allow you to create a structure that fits your brand identity. Whether you need a basic warehouse or a more complex facility, this steel structure building warehouse can be customized to your liking.

In conclusion, the Warehouse Steel Structure Building Workshop is a top-quality product that offers exceptional durability, functionality, and versatility. With its gable frame steel structure, spacious interior, and customizable layout, it is the perfect choice for businesses that need reliable storage and work space. Its hot dip galvanization or paint surface treatment ensures that it will last for years to come, making it a wise investment for any industrial property. Get your warehouse steel structure building workshop today!

Features:

| Items | | Specification |
|--------------------|----------------|--------------------------------------------------------------------------|
| Main steel frame | Steel column | Q235, Q355 Welded H Section Steel |
| | steel beam | Q235, Q355 Welded H Section Steel |
| Secondary Frame | Purlin | Q235 C and Z purlin |
| | Corner support | Q235 Angle Steel |
| | Tie rod | Q235 Circular Steel Pipe |
| | brace | Q235 Round Bar |
| Maintenance system | Roof panel | EPS Sandwich Panel/ Glass Fiber Sandwich Panel/ Rock Wool Sandwich Panel |
| | Wall panel | Sandwich Panel/ Corrugated Steel Sheet |
| Accessories | Window | Aluminum alloy window/aluminum-plastic window/plastic steel window |
| | Door | Sliding track sandwich door/rolling shutter door/metal door |
| Structure Usage | | Up to 50 years |
| Finishing Options | | Vast array of colors and textures available |

Technical Parameters:

If you are interested in our steel structure , please give us the following information:

- 1 Location (where will be built?) _____country, area
- 2 Size: Length*width*height _____mm*_____mm*_____mm
- 3 wind load (max. Wind speed) _____kn/m2, _____km/h, _____m/s
- 4 snow load (max. Snow height)_____kn/m2, _____mm
- 5 anti-earthquake _____level
- 6 brickwall needed or not If yes, 1.2m high or 1.5m high
- 7 thermal insulation If yes, EPS, fiberglass wool, rockwool, PU sandwich panels will be suggested; If not, the metal steel sheets will be ok. The cost of the latter will be much lower than that of the former.
- 8 door quantity & size _____units, _____(width)mm*_____(height)mm
- 9 window quantity & size _____units, _____(width)mm*_____(height)mm
- 10 crane needed or not If yes, _____units, max. Lifting weight_____tons; Max. Lifting height _____m.

Applications:




Steel structure warehouse



Steel structure factory building



Steel structure building



Steel structure garage/hangar



Steel structure house



Steel structure livestock house


BAODU Steel Warehouse is ideal for various product application occasions and scenarios. It can be used as a workshop industrial steel for manufacturing, assembling, and repairing various products. It is also suitable for building galvanized storage light steel buildings for storing goods and equipment. Whether you need a warehouse for your business or a workshop for your manufacturing plant, this product is perfect for your needs.

BAODU Steel Warehouse comes with different roofing and wall panel options, such as color steel veneer, rockwool sandwich panel, and PU sandwich panel, among others. These panels make the warehouse weather-resistant, fire-resistant, and energy-efficient. The long fatigue life feature ensures that the warehouse can withstand harsh weather conditions and last for a long time.

The drawing design for BAODU Steel Warehouse is done using SAP2000/AutoCAD/PKPM/3D3S/TEKLA, ensuring high accuracy and precision. The security of the warehouse is also guaranteed, making it safe for storing valuable equipment and goods. The tolerance of the product is $\pm 1\%$, ensuring that the warehouse is built to the exact specifications and requirements of the customer.

BAODU Steel Warehouse is packed using steel frame packing for the steel structure and plastic packing for the sandwich panel and color steel sheet. The product has a supply ability of 10000 Square Meter/Square Meters per month, and the delivery time is 21 days. The payment terms are flexible, including L/C, D/A, D/P, T/T, Western Union, and MoneyGram.

Support and Services:



The Prefab Steel Warehouse product comes with technical support and services to ensure customer satisfaction. Our team of experts provide assistance with:

Product Installation

Inspection and Maintenance

Repairs and Upgrades

Technical Issues and Troubleshooting

Customization

We also offer training and consultation services to help our clients maximize the use of the product. Our goal is to provide reliable and efficient solutions to meet the needs of our customers.

Packing and Shipping:



Product Packaging:

The prefab steel warehouse will be disassembled into smaller components and packed securely in wooden crates.

All necessary hardware and assembly instructions will be included in the package.

Shipping:

The package will be shipped via freight carrier to the customer's designated address.

The customer will be contacted prior to shipping to arrange a delivery time and ensure that someone is available to receive the package.

Shipping costs will be calculated based on the customer's location and the weight of the package.

FAQ:

Q: What is the brand name of this product?

A: The brand name of this product is BAODU.

Q: What is the model number of this product?

A: The model number of this product is Steel Warehouse.

Q: Where is this product manufactured?

A: This product is manufactured in Hebei, China.

Q: What certifications does this product have?

A: This product has ISO9001 and CE certifications.

Q: What are the payment terms for this product?

A: The payment terms for this product are L/C, D/A, D/P, T/T, Western Union, and MoneyGram.

Q: What is the delivery time for this product?

A: The delivery time for this product is 21 days.

Q: What is the packaging method for this product?

A: In general, for steel structure, we use the steel frame packing to keep goods not to be broken. For sandwich panel and color steel sheet, we use plastic packing. If the clients need special packing, we will according to their requirements.

Q: What is the minimum order quantity for this product?

A: The minimum order quantity for this product is discussible.
Q: What is the supply ability for this product?
A: The supply ability for this product is 10000 Square Meter/Square Meters per Month.
Q: What is the price of this product?
A: The price of this product is reasonable.



Baodu International Advanced Construction Material Co., Ltd.



+86 13717927965



chunlei.song@baodu.com



baodupanel.com

Room 1101, Building 6, Yard 9, Hongye Road, Daxing District, Beijing